AngelOne
Mutual Fund

FACTSHEET

OCTOBER 2026

Angel One Mutual Fund
SEBI Registration No.: MF/083/24/09

AngelOne
Mutual Fund

TABLE OF CONTENTS

Fund details

EXCHANGE TRADED FUND (ETF)	Page
1. Angel One Nifty Total Market ETF	2
2. Angel One Nifty 50 ETF	4
3. Angel One Nifty Total Market Momentum Quality 50 ETF	6
4. Angel One Nifty 1D Rate Liquid ETF - Growth	8
5. Angel One Gold ETF	10
6. Angel One Silver ETF	12

INDEX FUND	Page
1. Angel One Nifty Total Market Index Fund	14
2. Angel One Nifty 50 Index Fund	16
3. Angel One Nifty Total Market Momentum Quality 50 Index Fund	18

FUND OF FUND (FOF)	Page
1. Angel One Gold ETF FOF	20
2. Angel One Silver ETF FOF	22

Performance of the schemes	24
Scheme Terminology	27
Disclaimers	28

Angel One Nifty Total Market ETF

Type of scheme: An open-ended scheme replicating/tracking Nifty Total Market Index

Product labeling:

This product is suitable for investors who are seeking*:

- Long term capital growth
- Investment in equity and equity related securities constituting Nifty Total Market Index

***Investors should consult their financial advisors if in doubt about whether the product is suitable for them**

Fund Details

Date of Inception / Allotment
28th February 2025

Benchmark Name
Nifty Total Market TRI (Total Return Index)

ISIN
INF1J2R01015

NSE Symbol
AONETOTAL

NAV (as on 30th October, 2026)
Rs.11.1930 per unit

AUM
Month End AUM: Rs.44.82 crs.
Monthly Average AUM: Rs.41.60 crs.

Fund Manager Details

Fund Manager	Total Experience	Managing Since
Mr. Kewal Shah	14 Years	28th February 2025

Minimum Investment

Direct with the AMC
Create / Redeem in exchange of Portfolio Deposit and Cash component in Creation Unit Size of 35,00,000 units of the Scheme and in multiples thereafter

On the Exchange
1 unit and in multiples thereafter

Load Structure

Exit Load: Nil

Expense Ratio

0.29%

Quantitative Measures/Risk Measures

Tracking Error (as on 30th October, 2026)	0.03%

Tracking Difference	1 Year	Since Inception
	-0.25%	-0.3%

For brief description of the above please refer Description/Inference of the Quantitative/Risk Measures table on the next page.

Fund Performance

Performance of scheme

Compounded Annualised Returns	Scheme Returns %	Benchmark Returns %
1 year	-6.75	-6.50
Since Inception	6.99	7.29

Absolute Returns for each FY for last 5 years

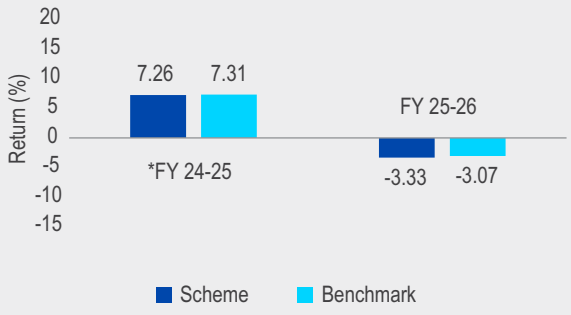

*Performance for the financial year is calculated since date of inception.

Past performance may or may not be sustained in future and is not a guarantee of any future returns. The same may not necessarily provide the basis for comparison with other investment. Please refer to page number 24 for detailed scheme performance and disclaimers.

Portfolio Data

Top 10 Holdings	% of net assets
HDFC Bank Limited	5.34
ICICI Bank Limited	5.04
Reliance Industries Limited	3.92
Bharti Airtel Limited	3.02
Larsen & Toubro Limited	2.28
Infosys Limited	2.11
State Bank of India	2.00
Axis Bank Limited	1.76
Kotak Mahindra Bank Limited	1.71
Bajaj Finance Limited	1.29

Group Exposure	% of net assets
Angel One Limited (Sponsor)	0.09

Scheme Riskometer

Angel One Nifty Total Market ETF



The risk of the scheme is Very High

Benchmark Riskometer

AMFI Benchmark - Nifty Total Market TRI



The risk of the benchmark is Very High

Major Risk Factors

1. Risks associated with the Scheme being an Exchange Traded Fund ("ETF")
2. Risks associated with investing in securities constituting Nifty Total Market index
3. Risks relating to Tracking Error and Tracking Difference
4. Risks associated with investing in equities and equity related securities
5. Risks associated with Passive Investments

Please refer to the Important Weblinks section for Detailed Risk Factors.

Additional Information pertaining to Portfolio of the scheme (Weblinks to display Portfolio data as follows)

- Detailed Investment in Securities please click https://angelonemf.com/files/factsheets/portfolio-holdings-october2026.xlsx

Data as on 31st October, 2026 unless otherwise specified.

Angel One Nifty Total Market ETF

Type of scheme: An open-ended scheme replicating/tracking Nifty Total Market Index

Major Changes w.r.t previous month

Top 10 changes in holding

Name of securities added	Name of securities deleted/reduced	Total Weightage in %
Pfizer Limited	--	0.028%

Changes in Expense Ratio of the scheme, if any

Previous Month	Current Month
No change in expense ratio	

Changes in Riskometer of scheme

Previous Month	Current Month
No change in riskometer	

Description/Inference of the Quantitative/Risk Measures

Sr. No.	Quantitative Measures/Risk Measures	Brief description/ Inference of the Quantitative measure
1	Tracking Error	A divergence between the price behavior of a position or a portfolio and the price behavior of the benchmark.
2	Tracking Difference	It is the annualized difference of daily returns between the index or goods and the NAV of the ETF/ Index.

Important Weblinks

Video Explainer - Watch video

Calculation/Methodology - Click here
https://angelonemf.com/files/factsheets/calculation-methodology.pdf

Detailed Risk Factors - Click here
https://angelonemf.com/files/factsheets/risk-factor-angel-one-nifty-total-market-etf.pdf

SCAN QR Code for SID
or **Click here**
https://angelonemf.com/files/factsheets/sid-angel-one-nifty-total-market-etf.pdf

Investor Services -
Click here
https://www.angelonemf.com/service-branches

Grievance submission and redressal -
Click here
https://www.angelonemf.com/grievance-redressal

Angel One Nifty 50 ETF

Type of scheme: An open-ended scheme replicating/tracking Nifty 50 Index

Product labeling:

This product is suitable for investors who are seeking*:

- Long term capital growth
- Investment in equity and equity related securities constituting Nifty 50 Index

***Investors should consult their financial advisors if in doubt about whether the product is suitable for them**

Fund Details

Date of Inception / Allotment
22nd May 2025

Benchmark Name
Nifty 50 TRI (Total Return Index)

ISIN
INF1J2R01064

NSE Symbol
AONENIFTY

NAV (as on 30th October, 2026)
Rs.9.5356 per unit

AUM
Month End AUM: Rs.22.22 crs.
Monthly Average AUM: Rs.21.81 crs.

Fund Manager Details

Fund Manager	Total Experience	Managing Since
Mr. Kewal Shah	14 Years	22nd May 2025

Minimum Investment

Direct with the AMC
Create / Redeem in exchange of Portfolio Deposit and Cash component in Creation Unit Size of 3,00,000 units of the Scheme and in multiples thereafter

On the Exchange
1 unit and in multiples thereafter

Load Structure

Exit Load: Nil

Expense Ratio

0.18%

Quantitative Measures/Risk Measures

Tracking Error (as on 30th October, 2026)	0.04%

Tracking Difference	1 Year	Since Inception
	-0.04%	-0.08%

For brief description of the above please refer Description/Inference of the Quantitative/Risk Measures table on the next page.

Fund Performance

Performance of scheme

Compounded Annualised Returns	Scheme Returns %	Benchmark Returns %
1 year	-9.52	-9.47
Since Inception	-3.25	-3.17

Absolute Returns for each FY for last 5 years

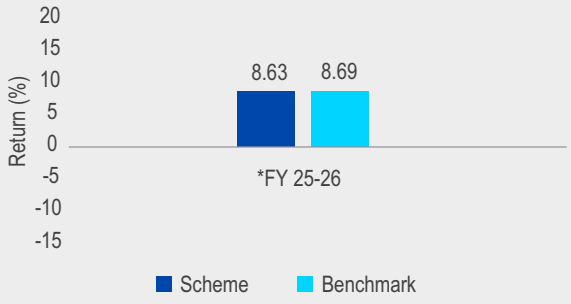

*Performance for the financial year is calculated since date of inception.

Past performance may or may not be sustained in future and is not a guarantee of any future returns. The same may not necessarily provide the basis for comparison with other investment. Please refer to page number 24 for detailed scheme performance and disclaimers.

Portfolio Data

Top 10 Holdings	% of net assets
HDFC Bank Limited	9.95
ICICI Bank Limited	9.38
Reliance Industries Limited	7.29
Bharti Airtel Limited	5.62
Larsen & Toubro Limited	4.24
Infosys Limited	3.92
State Bank of India	3.72
Axis Bank Limited	3.28
Kotak Mahindra Bank Limited	3.18
Bajaj Finance Limited	2.40

Scheme Riskometer

Angel One Nifty 50 ETF

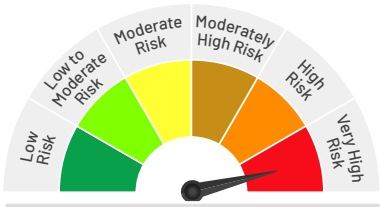

The risk of the scheme is Very High

Benchmark Riskometer

AMFI Benchmark - Nifty 50 TRI



The risk of the benchmark is Very High

Major Risk Factors

1. Risks associated with investing in securities constituting Nifty 50 Index
2. Risks relating to Tracking Error and Tracking Difference
3. Risks associated with investing in equities and equity related securities
4. Risks associated with Passive Investments
5. Settlement Risk

Please refer to the Important Weblinks section for Detailed Risk Factors.

Additional Information pertaining to Portfolio of the scheme (Weblinks to display Portfolio data as follows)

- Detailed Investment in Securities please click https://angelonemf.com/files/factsheets/portfolio-holdings-october2026.xlsx

Data as on 31st October, 2026 unless otherwise specified.

Angel One Nifty 50 ETF

Type of scheme: An open-ended scheme replicating/tracking Nifty 50 Index

Major Changes w.r.t previous month

Top 10 changes in holding

Name of securities added	Name of securities deleted/reduced	Total Weightage in %
No change in holdings		

Changes in Expense Ratio of the scheme, if any

Previous Month	Current Month
0.19%	0.18%

Changes in Riskometer of scheme

Previous Month	Current Month
No change in riskometer	

Description/Inference of the Quantitative/Risk Measures

Sr. No.	Quantitative Measures/Risk Measures	Brief description/ Inference of the Quantitative measure
1	Tracking Error	A divergence between the price behavior of a position or a portfolio and the price behavior of the benchmark.
2	Tracking Difference	It is the annualized difference of daily returns between the index or goods and the NAV of the ETF/ Index.

Important Weblinks

Video Explainer - Watch video

Calculation/Methodology - Click here
https://angelonemf.com/files/factsheets/calculation-methodology.pdf

Detailed Risk Factors - Click here
https://angelonemf.com/files/factsheets/risk-factor-angel-one-nifty-50-etf.pdf

SCAN QR Code for SID
or **Click here**
https://angelonemf.com/files/factsheets/sid-angel-one-nifty-50-etf.pdf

Investor Services -
Click here
https://www.angelonemf.com/service-branches

Grievance submission and redressal -
Click here
https://www.angelonemf.com/grievance-redressal

AngelOne
Mutual Fund

Angel One Nifty Total Market Momentum Quality 50 ETF

Type of scheme: An open-ended scheme replicating/tracking Nifty Total Market Momentum Quality 50 Index

Product labeling:

This product is suitable for investors who are seeking*:

- Long term capital growth
- Investment in equity and equity related securities constituting Nifty Total Market Momentum Quality 50 Index

***Investors should consult their financial advisors if in doubt about whether the product is suitable for them**

Fund Details

Date of Inception / Allotment
21st November 2025

Benchmark Name
Nifty Total Market Momentum Quality 50 TRI (Total Return Index)

ISIN
INF1J2R01148

NSE Symbol
AONETMMQ50

NAV (as on 30th October, 2026)
Rs.9.5801 per unit

AUM
Month End AUM: Rs.16.83 crs.
Monthly Average AUM: Rs.16.52 crs.

Fund Manager Details

Fund Manager	Total Experience	Managing Since
Mr. Kewal Shah	14 Years	21st November 2025

Minimum Investment

Direct with the AMC
Create / Redeem in exchange of Portfolio Deposit and Cash component in Creation Unit Size of 2,50,000 units of the Scheme and in multiples thereafter

On the Exchange
1 unit and in multiples thereafter

Load Structure

Exit Load: Nil

Expense Ratio

0.90%

Quantitative Measures/Risk Measures

Tracking Error (as on 30th October, 2026)	0.25%

For brief description of the above please refer Description/Inference of the Quantitative/Risk Measures table on the next page.

Fund Performance

Performance of scheme

Simple Annualised Returns	Scheme Returns %	Benchmark Returns %
6 months	-7.31	-6.73
Since Inception	-4.47	-3.74

Absolute Returns for each FY for last 5 years

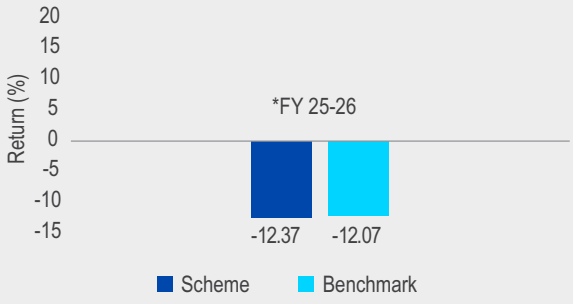

*Performance for the financial year is calculated since date of inception.

Past performance may or may not be sustained in future and is not a guarantee of any future returns. The same may not necessarily provide the basis for comparison with other investment. Please refer to page number 24 for detailed scheme performance and disclaimers.

Portfolio Data

Top 10 Holdings	% of net assets
Multi Commodity Exchange of India Ltd.	5.57
Bajaj Auto Limited	5.36
Eicher Motors Limited	5.22
Torrent Pharmaceuticals Limited	4.89
BSE Ltd	4.88
Coal India Limited	4.76
Bharat Electronics Limited	4.75
GE Vernova T&D India Limited	4.60
CG Power And Industrial Solutions Ltd	4.56
Cummins India Limited	4.27

Scheme Riskometer

Angel One Nifty Total Market Momentum Quality 50 ETF



The risk of the scheme is Very High

Benchmark Riskometer

AMFI Benchmark - Nifty Total Market Momentum Quality 50 TRI



The risk of the benchmark is Very High

Major Risk Factors

1. Risks associated with the Scheme being an Exchange Traded Fund ("ETF")
2. Risks associated with investing in securities constituting the Underlying Index
3. Risks relating to Tracking Error and Tracking Difference
4. Risk associated with investing in equities and equity related securities
5. Risks associated with Passive Investments

Please refer to the Important Weblinks section for Detailed Risk Factors.

Additional Information pertaining to Portfolio of the scheme (Weblinks to display Portfolio data as follows)

- Detailed Investment in Securities please click https://angelonemf.com/files/factsheets/portfolio-holdings-october2026.xlsx

Data as on 31st October, 2026 unless otherwise specified.

Angel One Nifty Total Market Momentum Quality 50 ETF

Type of scheme: An open-ended scheme replicating/tracking Nifty Total Market Momentum Quality 50 Index

Major Changes w.r.t previous month

Top 10 changes in holding

Name of securities added	Name of securities deleted/reduced	Total Weightage in %
No change in holdings		

Changes in Expense Ratio of the scheme, if any

Previous Month	Current Month
1.06%	0.90%

Changes in Riskometer of scheme

Previous Month	Current Month
No change in riskometer	

Description/Inference of the Quantitative/Risk Measures

Sr. No.	Quantitative Measures/Risk Measures	Brief description/ Inference of the Quantitative measure
1	Tracking Error	A divergence between the price behavior of a position or a portfolio and the price behavior of the benchmark.
2	Tracking Difference	It is the annualized difference of daily returns between the index or goods and the NAV of the ETF/ Index.

Important Weblinks

Video Explainer - Watch video

Calculation/Methodology - Click here
https://angelonemf.com/files/factsheets/calculation-methodology.pdf

Detailed Risk Factors - Click here
https://angelonemf.com/files/factsheets/risk-factor-angel-one-nifty-total-market-momentum-quality-50-etf.pdf

SCAN QR Code for SID or Click here
https://angelonemf.com/files/factsheets/sid-angel-one-nifty-total-market-momentum-quality-50-etf.pdf

Investor Services - Click here
https://www.angelonemf.com/service-branches

Grievance submission and redressal - Click here
https://www.angelonemf.com/grievance-redressal

Angel One Nifty 1D Rate Liquid ETF - Growth

Type of scheme: An open-ended Exchange Traded Fund replicating/tracking Nifty 1D Rate Index.
A relatively low interest rate risk and relatively low credit risk scheme

Product labeling:

This product is suitable for investors who are seeking*:

- Current income with high degree of liquidity
- Investment in Tri-Party Repo on Government securities or T-Bills / Repo & Reverse Repo and Money Market instruments

***Investors should consult their financial advisors if in doubt about whether the product is suitable for them**

	Potential Risk Class (Maximum risk the scheme can take)		
Credit Risk → / Interest Rate Risk ↓	Relatively Low (Class A)	Moderate (Class B)	Relatively High (Class C)
Relatively Low (Class I)	A-I		
Moderate (Class II)			
Relatively High (Class III)			

A-I : A Scheme with Relatively Low Interest Rate Risk and Relatively Low Credit Risk.

Fund Details

Date of Inception / Allotment
25th March 2025

Benchmark Name
Nifty 1D Rate Index

ISIN
INF1J2R01056

NSE Symbol
AONELIQUID

NAV (as on 30th October, 2026)
Rs.1083.5377 per unit

AUM
Month End AUM: Rs.186.02 crs.
Monthly Average AUM: Rs.210.63 crs.

Fund Manager Details

Fund Manager	Total Experience	Managing Since
Mr. Kewal Shah	14 Years	25th March 2025

Minimum Investment

Direct with the AMC
In Creation Unit Size of 500 and in multiples of 1 unit thereafter

On the Exchange
1 unit and in multiples thereafter

Load Structure

Exit Load: Nil

Expense Ratio

0.34%

Quantitative Measures/Risk Measures

Tracking Error (as on 30th October, 2026)	0.02%

Tracking Difference	1 Year	Since Inception
	-0.26%	-0.26%

For brief description of the above please refer Description/Inference of the Quantitative/Risk Measures table on the next page.

Fund Performance

Performance of scheme

Simple Annualised Returns	Scheme Returns %	Benchmark Returns %
7 Days	5.36	5.66
15 Days	5.39	5.67
30 Days	5.12	5.49
Compounded Annualised Returns	**Scheme Returns %**	**Benchmark Returns %**
1 Year	4.99	5.25
Since Inception	5.14	5.40

Absolute Returns for each FY for last 5 years

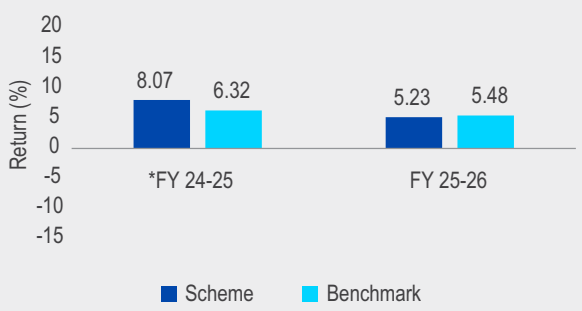

*Performance for the financial year is calculated since date of inception.

Past performance may or may not be sustained in future and is not a guarantee of any future returns. The same may not necessarily provide the basis for comparison with other investment. Please refer to page number 24 for detailed scheme performance and disclaimers.

Portfolio Data

Particulars	Weightage%
Money Market Instruments	
- Short Term Debt (TREPS)	99.95
Net Current Asset	0.05
Grand Total	**100.00**

Scheme Riskometer

Angel One Nifty 1D Rate Liquid ETF - Growth



The risk of the scheme is Low

Benchmark Riskometer

AMFI Benchmark - Nifty 1D Rate Index



The risk of the benchmark is Low

Major Risk Factors

1. Risks associated with the Scheme being an Exchange Traded Fund ("ETF")
2. Risks relating to Tracking Error and Tracking Difference
3. Risks associated with Passive Investments
4. Settlement Risk
5. Right to Limit Redemptions

Please refer to the Important Weblinks section for Detailed Risk Factors.

Additional Information pertaining to Portfolio of the scheme (Weblinks to display Portfolio data as follows)

- Detailed Investment in Securities please click https://angelonemf.com/files/factsheets/portfolio-holdings-october2026.xlsx

Data as on 31st October, 2026 unless otherwise specified.

Angel One Nifty 1D Rate Liquid ETF - Growth

Type of scheme: An open-ended Exchange Traded Fund replicating/tracking Nifty 1D Rate Index.
A relatively low interest rate risk and relatively low credit risk scheme

Major Changes w.r.t previous month

Top 10 changes in holding

Name of securities added	Name of securities deleted/reduced	Total Weightage in %
No change in holdings		

Changes in Expense Ratio of the scheme, if any

Previous Month	Current Month
No change in expense ratio	

Changes in Riskometer of scheme

Previous Month	Current Month
No change in riskometer	

Description/Inference of the Quantitative/Risk Measures

Sr. No.	Quantitative Measures/Risk Measures	Brief description/ Inference of the Quantitative measure
1	Tracking Error	A divergence between the price behavior of a position or a portfolio and the price behavior of the benchmark.
2	Tracking Difference	It is the annualized difference of daily returns between the index or goods and the NAV of the ETF/ Index.

Important Weblinks

Video Explainer - Watch video

Calculation/Methodology - Click here
https://angelonemf.com/files/factsheets/calculation-methodology.pdf

Detailed Risk Factors - Click here
https://angelonemf.com/files/factsheets/risk-factor-angel-one-nifty-1d-rate-liquid-etf-growth.pdf

SCAN QR Code for SID
or **Click here**
https://angelonemf.com/files/factsheets/sid-angel-one-nifty-1d-rate-liquid-etf-growth.pdf

Investor Services -
Click here
https://www.angelonemf.com/service-branches

Grievance submission and redressal -
Click here
https://www.angelonemf.com/grievance-redressal

Angel One Gold ETF

Type of scheme: An open-ended scheme replicating/tracking domestic price of Gold

Product labeling:

The investment objective of the Scheme is to generate returns corresponding to the domestic price of gold before expenses, subject to tracking errors by investing in physical gold and gold related instruments. However, there can be no assurance or guarantee that the investment objective of the Scheme will be achieved.

Fund Details

Date of Inception / Allotment
5th September 2025

Benchmark Name
Domestic price of Gold

ISIN
INF1J2R01114

NSE Symbol
AONEGOLD

NAV (as on 30th October, 2026)
Rs.13.0152 per unit

AUM
Month End AUM: Rs. 82.05 crs.
Monthly Average AUM: Rs. 85.04 crs.

Fund Manager Details

Fund Manager	Total Experience	Managing Since
Mr. Kewal Shah	14 Years	5th September 2025

Minimum Investment

Direct with the AMC
Create / Redeem in exchange of Portfolio Deposit and Cash component in Creation Unit Size of 10,80,000 units of the Scheme and in multiples thereafter On the Exchange 1 unit and in multiples thereafter

On the Exchange
1 unit and in multiples thereafter

Load Structure

Exit Load: Nil

Expense Ratio

0.35%

Quantitative Measures/Risk Measures

Tracking Error (as on 30th October, 2026)	0.69%

For brief description of the above please refer Description/Inference of the Quantitative/Risk Measures table on the next page.

Fund Performance

Performance of scheme

Compounded Annualised Returns	Scheme Returns %	Benchmark Returns %
1 Year	15.27	16.14
Since Inception	25.74	27.25

Absolute Returns for each FY for last 5 years

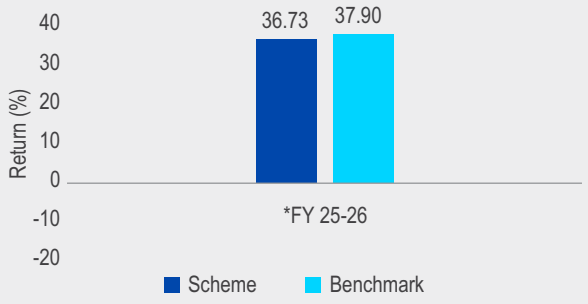

*Performance for the financial year is calculated since date of inception.

Past performance may or may not be sustained in future and is not a guarantee of any future returns. The same may not necessarily provide the basis for comparison with other investment. Please refer to page number 24 for detailed scheme performance and disclaimers.

Portfolio Data

Top 10 Holdings	% of net assets
Gold	97.14
Gold Derivatives	0.17
Short Term Debt (TREPS)	0.05
Net Current Assets	2.64
Grand Total	**100.00**

Scheme Riskometer

Angel One Gold ETF



The risk of the scheme is High

Benchmark Riskometer

AMFI Tier I Benchmark - Domestic Price of Gold



The risk of the benchmark is High

Major Risk Factors

1. Risks associated with the Scheme being an Exchange Traded Fund ("ETF")
2. Risks for the Scheme
3. Risk of investing in Gold Monetization Scheme (GMS)
4. Risk Factors Associated with Investments in Exchange Traded Commodity Derivatives (ETCDs)
5. Risks relating to Tracking Error and Tracking Difference

Please refer to the Important Weblinks section for Detailed Risk Factors.

Additional Information pertaining to Portfolio of the scheme (Weblinks to display Portfolio data as follows)

- Detailed Investment in Securities please click https://angelonemf.com/files/factsheets/portfolio-holdings-october2026.xlsx

Data as on 31st October, 2026 unless otherwise specified.

Angel One Gold ETF

Type of scheme: An open-ended scheme replicating/tracking domestic price of Gold

Major Changes w.r.t previous month

Top 10 changes in holding

Name of securities added	Name of securities deleted/reduced	Total Weightage in %
No change in holdings		

Changes in Expense Ratio of the scheme, if any

Previous Month	Current Month
No change in expense ratio	

Changes in Riskometer of scheme

Previous Month	Current Month
No change in riskometer	

Description/Inference of the Quantitative/Risk Measures

Sr. No.	Quantitative Measures/Risk Measures	Brief description/ Inference of the Quantitative measure
1	Tracking Error	A divergence between the price behavior of a position or a portfolio and the price behavior of the benchmark.
2	Tracking Difference	It is the annualized difference of daily returns between the index or goods and the NAV of the ETF/ Index.

Important Weblinks

Video Explainer - Watch video

Calculation/Methodology - Click here
https://angelonemf.com/files/factsheets/calculation-methodology.pdf

Detailed Risk Factors - Click here
https://angelonemf.com/files/factsheets/risk-factor-angel-one-gold-etf.pdf

SCAN QR Code for SID
or Click here
https://angelonemf.com/files/factsheets/sid-angel-one-gold-etf.pdf

Investor Services -
Click here
https://www.angelonemf.com/service-branches

Grievance submission and redressal -
Click here
https://www.angelonemf.com/grievance-redressal

Angel One Silver ETF

Type of scheme: An open-ended scheme replicating/tracking domestic price of Silver

Product labeling:

The investment objective of the Scheme is to generate returns corresponding to the domestic price of silver before expenses, subject to tracking errors by investing in physical silver and silver related instruments. However, there can be no assurance or guarantee that the investment objective of the Scheme will be achieved.

Fund Details

Date of Inception / Allotment
24th February 2026

Benchmark Name
Domestic price of Silver

ISIN
INF1J2R01171

NSE Symbol
AONESILVER

NAV (as on 30th October, 2026)
Rs.6.9648 per unit

AUM
Month End AUM: Rs.31.43 crs.
Monthly Average AUM: Rs.33.99 crs.

Fund Manager Details

Fund Manager	Total Experience	Managing Since
Mr. Kewal Shah	14 Years	24th February 2026

Minimum Investment

Direct with the AMC
Create / Redeem in exchange of Portfolio Deposit and Cash component in Creation Unit Size of 8,10,000 units of the Scheme and in multiples thereafter On the Exchange 1 unit and in multiples thereafter

On the Exchange
1 unit and in multiples thereafter

Load Structure

Exit Load: Nil

Expense Ratio

0.41%

Quantitative Measures/Risk Measures

Tracking Error (as on 30th October, 2026)	1.51%

For brief description of the above please refer Description/Inference of the Quantitative/Risk Measures table on the next page.

Fund Performance

Performance of scheme

Simple Annualised Returns	Scheme Returns %	Benchmark Returns %
6 months	-46.66	-47.73
Since Inception	-44.67	-45.97

Absolute Returns for each FY for last 5 years

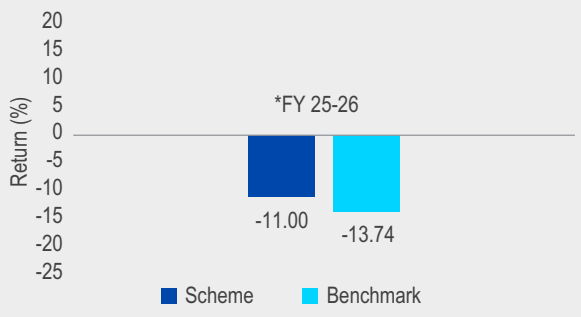

*Performance for the financial year is calculated since date of inception.

Past performance may or may not be sustained in future and is not a guarantee of any future returns. The same may not necessarily provide the basis for comparison with other investment. Please refer to page number 24 for detailed scheme performance and disclaimers.

Portfolio Data

Top 10 Holdings	% of net assets
Silver	95.92
Short Term Debt (TREPS)	0.11
Net Current Assets	3.97
Grand Total	**100.00**

Scheme Riskometer

Angel One Silver ETF



The risk of the scheme is Very High

Benchmark Riskometer

AMFI Tier I Benchmark - Domestic Price of Silver



The risk of the benchmark is Very High

Major Risk Factors

1. Risks associated with the Scheme being an Exchange Traded Fund ("ETF")
2. Risks for the Scheme
3. Risk Factors Associated with Investments in Exchange Traded Commodity Derivatives (ETCDs)
4. Risks relating to Tracking Error and Tracking Difference
5. Settlement Risk

Please refer to the Important Weblinks section for Detailed Risk Factors.

Additional Information pertaining to Portfolio of the scheme (Weblinks to display Portfolio data as follows)

- Detailed Investment in Securities please click https://angelonemf.com/files/factsheets/portfolio-holdings-october2026.xlsx

Data as on 31st October, 2026 unless otherwise specified.

Angel One Silver ETF

Type of scheme: An open-ended scheme replicating/tracking domestic price of Silver

Major Changes w.r.t previous month

Top 10 changes in holding

Name of securities added	Name of securities deleted/reduced	Total Weightage in %
No change in holdings		

Changes in Expense Ratio of the scheme, if any

Previous Month	Current Month
No change in expense ratio	

Changes in Riskometer of scheme

Previous Month	Current Month
No change in riskometer	

Description/Inference of the Quantitative/Risk Measures

Sr. No.	Quantitative Measures/Risk Measures	Brief description/ Inference of the Quantitative measure
1	Tracking Error	A divergence between the price behavior of a position or a portfolio and the price behavior of the benchmark.
2	Tracking Difference	It is the annualized difference of daily returns between the index or goods and the NAV of the ETF/ Index.

Important Weblinks

Video Explainer - Watch video

Calculation/Methodology - Click here
https://angelonemf.com/files/factsheets/calculation-methodology.pdf

Detailed Risk Factors - Click here
https://angelonemf.com/files/factsheets/risk-factor-angel-one-silver-etf.pdf

SCAN QR Code for SID or Click here
https://angelonemf.com/files/factsheets/sid-angel-one-silver-etf.pdf

Investor Services - Click here
https://www.angelonemf.com/service-branches

Grievance submission and redressal - Click here
https://www.angelonemf.com/grievance-redressal

Angel One Nifty Total Market Index Fund

Type of scheme: An open-ended scheme replicating/tracking Nifty Total Market Index

Product labeling:

This product is suitable for investors who are seeking*:

- Long term capital growth
- Investment in equity and equity related securities constituting Nifty Total Market Index

***Investors should consult their financial advisors if in doubt about whether the product is suitable for them**

Fund Details

Date of Inception / Allotment
28th February 2025

Benchmark Name
Nifty Total Market TRI (Total Return Index)

NAV (as on 30th October, 2026)
Direct Plan (Growth Option): Rs. 11.1803 per unit
Regular Plan (Growth Option): Rs. 11.0418 per unit

AUM
Month End AUM: Rs. 59.47 crs.
Monthly Average AUM: Rs. 59.39 crs.

Fund Manager Details

Fund Manager	Total Experience	Managing Since
Mr. Kewal Shah	14 Years	28th February 2025

Minimum Investment

Lumpsum: Minimum Investment Amount: Rs.1000/- and in multiples of Re.1/- thereafter
Additional Investment Amount: Rs.1000/- and in multiples of Re.1/- thereafter

SIP Amount (Systematic Investment Plan)

SIP Frequency	Minimum Amount (Below amount & in multiples of Re.1 thereafter)	Minimum Instalment
Daily	Rs. 250/-	30
Weekly	Rs. 500/-	12
Fortnightly	Rs. 500/-	12
Monthly	Rs. 1,000/-	12
Quarterly	Rs. 3,000/-	4

Load Structure

Exit Load: Nil

Expense Ratio

Direct Plan 0.34% | Regular Plan 1.10%

Quantitative Measures/Risk Measures

Tracking Error	(as on 30th October, 2026)
Direct Plan 0.04%	Regular Plan 0.06%

Tracking Difference	1 Year	Since Inception
Direct Plan	-0.26%	-0.38%
Regular Plan	-0.95%	-1.17%

For brief description of the above please refer Description/Inference of the Quantitative/Risk Measures table on the next page.

Data as on 31st October, 2026 unless otherwise specified.

Fund Performance

Performance of scheme

Compounded Annualised Returns	Scheme Returns %		Benchmark Returns %
	Direct Plan	Regular Plan	
1 year	-6.77	-7.46	-6.50
Since Inception	6.92	6.12	7.29

Absolute Returns for each FY for last 5 years

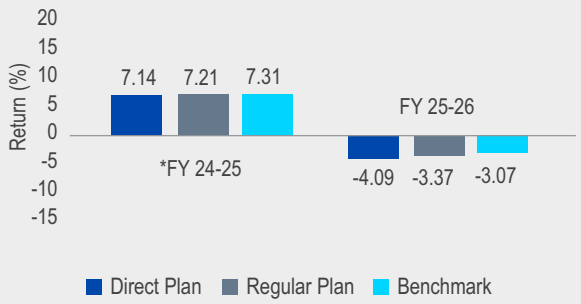

*Performance for the financial year is calculated since date of inception.

Past performance may or may not be sustained in future and is not a guarantee of any future returns. The same may not necessarily provide the basis for comparison with other investment. Please refer to page number 24 for detailed scheme performance and disclaimers.

Portfolio Data

Top 10 Holdings	% of net assets
HDFC Bank Limited	5.35
ICICI Bank Limited	5.05
Reliance Industries Limited	3.92
Bharti Airtel Limited	3.02
Larsen & Toubro Limited	2.28
Infosys Limited	2.11
State Bank of India	2.00
Axis Bank Limited	1.76
Kotak Mahindra Bank Limited	1.71
Bajaj Finance Limited	1.29

Group Exposure	% of net assets
Angel One Limited (Sponsor)	0.09

Scheme Riskometer

Angel One Nifty Total Market Index Fund



The risk of the scheme is Very High

Benchmark Riskometer

AMFI Benchmark - Nifty Total Market TRI



The risk of the benchmark is Very High

Major Risk Factors

1. Risks associated with investing in companies constituting Nifty Total Market index
2. Risks relating to Tracking Error and Tracking Difference
3. Risk associated with investing in equities and equity related securities
4. Risk associated with Passive Investments
5. Settlement Risk

Please refer to the Important Weblinks section for Detailed Risk Factors.

Additional Information pertaining to Portfolio of the scheme (Weblinks to display Portfolio data as follows)

- Detailed Investment in Securities please click https://angelonemf.com/files/factsheets/portfolio-holdings-october2026.xlsx

Angel One Nifty Total Market Index Fund

Type of scheme: An open-ended scheme replicating/tracking Nifty Total Market Index

Major Changes w.r.t previous month

Top 10 changes in holding

Name of securities added	Name of securities deleted/reduced	Total Weightage in %
Pfizer Limited	--	0.028%

Changes in Expense Ratio of the scheme, if any

Change in	Previous Month	Current Month
Direct Plan	0.31%	0.34%
Regular Plan	1.07%	1.10%

Changes in Riskometer of scheme

Previous Month	Current Month
No change in riskometer	

Description/Inference of the Quantitative/Risk Measures

Sr. No.	Quantitative Measures/Risk Measures	Brief description/ Inference of the Quantitative measure
1	Tracking Error	A divergence between the price behavior of a position or a portfolio and the price behavior of the benchmark.
2	Tracking Difference	It is the annualized difference of daily returns between the index or goods and the NAV of the ETF/ Index.

Important Weblinks

Video Explainer - Watch video

Calculation/Methodology - Click here
https://angelonemf.com/files/factsheets/calculation-methodology.pdf

Detailed Risk Factors - Click here
https://angelonemf.com/files/factsheets/risk-factor-angel-one-nifty-50-index-fund.pdf

SCAN QR Code for SID
or **Click here**
https://angelonemf.com/files/factsheets/sid-angel-one-nifty-total-market-index-fund.pdf

Investor Services -
Click here
https://www.angelonemf.com/service-branches

Grievance submission and redressal -
Click here
https://www.angelonemf.com/grievance-redressal

Angel One Nifty 50 Index Fund

Type of scheme: An open-ended scheme replicating/tracking Nifty 50 Index

Product labeling:

This product is suitable for investors who are seeking*:

- Long term capital growth
- Investment in equity and equity related securities constituting Nifty 50 Index

***Investors should consult their financial advisors if in doubt about whether the product is suitable for them**

Fund Details

Date of Inception / Allotment
22nd May 2025

Benchmark Name
Nifty 50 TRI (Total Return Index)

NAV (as on 30th October, 2026)
Direct Plan (Growth Option): Rs.9.5040 per unit
Regular Plan (Growth Option): Rs.9.4363 per unit

AUM
Month End AUM: Rs. 32.22 crs.
Monthly Average AUM: Rs. 31.65 crs.

Fund Manager Details

Fund Manager	Total Experience	Managing Since
Mr. Kewal Shah	14 Years	22nd May 2025

Minimum Investment

Lumpsum: Minimum Investment Amount: Rs.1000/- and in multiples of Re.1/- thereafter
Additional Investment Amount: Rs.1000/- and in multiples of Re.1/- thereafter

SIP Amount (Systematic Investment Plan)

SIP Frequency	Minimum Amount (Below amount & in multiples of Re.1 thereafter)	Minimum Instalment
Daily	Rs. 250/-	30
Weekly	Rs. 500/-	12
Fortnightly	Rs. 500/-	12
Monthly	Rs. 1,000/-	12
Quarterly	Rs. 3,000/-	4

Load Structure

Exit Load: Nil

Expense Ratio

Direct Plan 0.25% | Regular Plan 0.75%

Quantitative Measures/Risk Measures

Tracking Error (as on 30th October, 2026)

Direct Plan 0.05% | Regular Plan 0.05%

Tracking Difference	1 Year	Since Inception
Direct Plan	-0.23%	-0.3%
Regular Plan	-0.67%	-0.78%

For brief description of the above please refer Description/Inference of the Quantitative/Risk Measures table on the next page.

Data as on 31st October, 2026 unless otherwise specified.

Fund Performance

Performance of scheme

Compounded Annualised Returns	Scheme Returns %		Benchmark Returns %
	Direct Plan	Regular Plan	
1 year	-9.71	-10.15	-9.47
Since Inception	-3.47	-3.95	-3.17

Absolute Returns for each FY for last 5 years

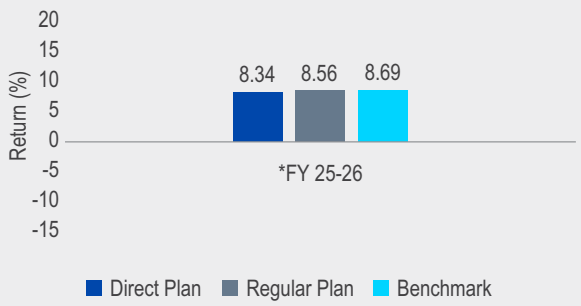

*Performance for the financial year is calculated since date of inception.

Past performance may or may not be sustained in future and is not a guarantee of any future returns. The same may not necessarily provide the basis for comparison with other investment. Please refer to page number 24 for detailed scheme performance and disclaimers.

Portfolio Data

Top 10 Holdings	% of net assets
HDFC Bank Limited	9.95
ICICI Bank Limited	9.39
Reliance Industries Limited	7.30
Bharti Airtel Limited	5.62
Larsen & Toubro Limited	4.24
Infosys Limited	3.92
State Bank of India	3.72
Axis Bank Limited	3.28
Kotak Mahindra Bank Limited	3.18
Bajaj Finance Limited	2.40

Scheme Riskometer

Angel One Nifty 50 Index Fund



The risk of the scheme is Very High

Benchmark Riskometer

AMFI Benchmark - Nifty 50 TRI



The risk of the benchmark is Very High

Major Risk Factors

1. Risks associated with investing in securities constituting Nifty 50 Index
2. Risks relating to Tracking Error and Tracking Difference
3. Risks associated with investing in equities and equity related securities
4. Risk associated with Passive Investments
5. Settlement Risk

Please refer to the Important Weblinks section for Detailed Risk Factors.

Additional Information pertaining to Portfolio of the scheme (Weblinks to display Portfolio data as follows)

- Detailed Investment in Securities please click https://angelonemf.com/files/factsheets/portfolio-holdings-october2026.xlsx

Angel One Nifty 50 Index Fund

Type of scheme: An open-ended scheme replicating/tracking Nifty 50 Index

Major Changes w.r.t previous month

Top 10 changes in holding

Name of securities added	Name of securities deleted/reduced	Total Weightage in %
No change in holdings		

Changes in Expense Ratio of the scheme, if any

Change in	Previous Month	Current Month
Direct Plan	0.24%	0.25%
Regular Plan	0.74%	0.75%

Changes in Riskometer of scheme

Previous Month	Current Month
No change in riskometer	

Description/Inference of the Quantitative/Risk Measures

Sr. No.	Quantitative Measures/Risk Measures	Brief description/ Inference of the Quantitative measure
1	Tracking Error	A divergence between the price behavior of a position or a portfolio and the price behavior of the benchmark.
2	Tracking Difference	It is the annualized difference of daily returns between the index or goods and the NAV of the ETF/ Index.

Important Weblinks

Video Explainer - Watch video

Calculation/Methodology - Click here
https://angelonemf.com/files/factsheets/calculation-methodology.pdf

Detailed Risk Factors - Click here
https://angelonemf.com/files/factsheets/risk-factor-angel-one-nifty-50-index-fund.pdf

SCAN QR Code for SID
or **Click here**
https://angelonemf.com/files/factsheets/sid-angel-one-nifty-50-index-fund.pdf

Investor Services -
Click here
https://www.angelonemf.com/service-branches

Grievance submission and redressal -
Click here
https://www.angelonemf.com/grievance-redressal

AngelOne
Mutual Fund

Angel One Nifty Total Market Momentum Quality 50 Index Fund

Type of scheme: An open-ended scheme replicating/tracking Nifty Total Market Momentum Quality 50 Index

Product labeling:

This product is suitable for investors who are seeking*:

- Long term capital growth
- Investment in equity and equity related securities constituting Nifty Total Market Momentum Quality 50 Index

***Investors should consult their financial advisors if in doubt about whether the product is suitable for them**

Fund Details

Date of Inception / Allotment
21st November 2025

Benchmark Name
Nifty Total Market Momentum Quality 50 TRI (Total Return Index)

NAV (as on 30th October, 2026)
Direct Plan (Growth Option): Rs.9.5720 per unit
Regular Plan (Growth Option): Rs.9.5097 per unit

AUM
Month End AUM: Rs. 34.99 crs.
Monthly Average AUM: Rs. 35.23 crs.

Fund Manager Details

Fund Manager	Total Experience	Managing Since
Mr. Kewal Shah	14 Years	21st November 2025

Minimum Investment

Lumpsum: Minimum Investment Amount: Rs.1000/- and in multiples of Re.1/- thereafter
Additional Investment Amount: Rs.1000/- and in multiples of Re.1/- thereafter

SIP Amount (Systematic Investment Plan)

SIP Frequency	Minimum Amount (Below amount & in multiples of Re.1 thereafter)	Minimum Instalment
Daily	Rs. 250/-	30
Weekly	Rs. 500/-	12
Fortnightly	Rs. 500/-	12
Monthly	Rs. 1,000/-	12
Quarterly	Rs. 3,000/-	4

Load Structure

Exit Load: Nil

Expense Ratio

Direct Plan 0.66% | Regular Plan 1.36%

Quantitative Measures/Risk Measures

Tracking Error (as on 30th October, 2026)	
Direct Plan 0.23%	Regular Plan 0.23%

For brief description of the above please refer Description/Inference of the Quantitative/Risk Measures table on the next page.

Fund Performance

Performance of scheme

Simple Annualised Returns	Scheme Returns %		Benchmark Returns %
	Direct Plan	Regular Plan	
6 months	-7.37	-8.03	-6.73
Since Inception	-4.55	-5.22	-3.74

Absolute Returns for each FY for last 5 years

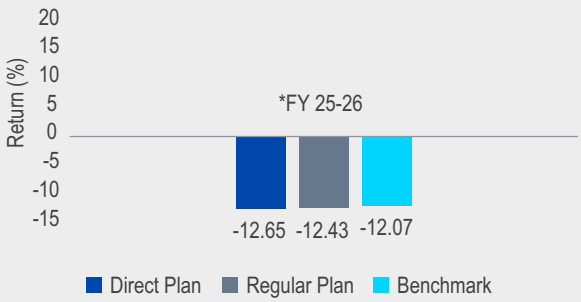

*Performance for the financial year is calculated since date of inception.

Past performance may or may not be sustained in future and is not a guarantee of any future returns. The same may not necessarily provide the basis for comparison with other investment. Please refer to page number 24 for detailed scheme performance and disclaimers.

Portfolio Data

Top 10 Holdings	% of net assets
Multi Commodity Exchange of India Ltd.	5.57
Bajaj Auto Limited	5.36
Eicher Motors Limited	5.22
Torrent Pharmaceuticals Limited	4.89
BSE Ltd	4.88
Coal India Limited	4.76
Bharat Electronics Limited	4.75
GE Vernova T&D India Limited	4.60
CG Power And Industrial Solutions Ltd	4.56
Cummins India Limited	4.27

Scheme Riskometer

Angel One Nifty Total Market Momentum Quality 50 Index Fund



The risk of the scheme is Very High

Benchmark Riskometer

AMFI Benchmark - Nifty Total Market Momentum Quality 50 TRI



The risk of the benchmark is Very High

Major Risk Factors

1. Risks associated with investing in companies constituting Nifty Total Market Momentum Quality 50 Index
2. Risks relating to Tracking Error and Tracking Difference
3. Risks associated with investing in equities and equity related securities
4. Risk associated with Passive Investments
5. Settlement Risk

Please refer to the Important Weblinks section for Detailed Risk Factors.

Additional Information pertaining to Portfolio of the scheme (Weblinks to display Portfolio data as follows)

- Detailed Investment in Securities please click https://angelonemf.com/files/factsheets/portfolio-holdings-october2026.xlsx

Data as on 31st October, 2026 unless otherwise specified.

Angel One Nifty Total Market Momentum Quality 50 Index Fund

Type of scheme: An open-ended scheme replicating/tracking Nifty Total Market Momentum Quality 50 Index

Major Changes w.r.t previous month

Top 10 changes in holding

Name of securities added	Name of securities deleted/reduced	Total Weightage in %
No change in holdings		

Changes in Expense Ratio of the scheme, if any

	Previous Month	Current Month
Direct Plan	0.73%	0.66%
Regular Plan	1.43%	1.36%

Changes in Riskometer of scheme

Previous Month	Current Month
No change in riskometer	

Description/Inference of the Quantitative/Risk Measures

Sr. No.	Quantitative Measures/Risk Measures	Brief description/ Inference of the Quantitative measure
1	Tracking Error	A divergence between the price behavior of a position or a portfolio and the price behavior of the benchmark.
2	Tracking Difference	It is the annualized difference of daily returns between the index or goods and the NAV of the ETF/ Index.

Important Weblinks

Video Explainer - Watch video

Calculation/Methodology - Click here
https://angelonemf.com/files/factsheets/calculation-methodology.pdf

Detailed Risk Factors - Click here
https://angelonemf.com/files/factsheets/risk-factor-angel-one-nifty-total-market-momentum-quality-50-index-fund.pdf

SCAN QR Code for SID or Click here
https://angelonemf.com/files/factsheets/sid-angel-one-nifty-total-market-momentum-quality-50-index-fund.pdf

Investor Services - Click here
https://www.angelonemf.com/service-branches

Grievance submission and redressal - Click here
https://www.angelonemf.com/grievance-redressal

Angel One Gold ETF FOF

Type of scheme: An open-ended fund of fund scheme investing in units of Angel One Gold ETF

Product labeling:

The investment objective of the Scheme is to seek to generate returns by investing in units of Angel One Gold ETF. However, there can be no assurance or guarantee that the investment objective of the Scheme will be achieved.

Fund Details

Date of Inception / Allotment
10th September 2025

Benchmark Name
Domestic price of Gold

NAV (as on 30th October, 2026)
Direct Plan (Growth Option): Rs.12.6984 per unit
Regular Plan (Growth Option): Rs.12.6263 per unit

AUM
Month End AUM: Rs. 33.79 crs.
Monthly Average AUM: Rs. 34.93 crs.

Fund Manager Details

Fund Manager	Total Experience	Managing Since
Mr. Kewal Shah	14 Years	10th September 2025

Minimum Investment

Lumpsum: Minimum Investment Amount: Rs.500/- and in multiples of Re.1/- thereafter
Additional Investment Amount: Rs.500/- and in multiples of Re.1/- thereafter

SIP Amount (Systematic Investment Plan)

SIP Frequency	Minimum Amount (Below amount & in multiples of Re.1 thereafter)	Minimum Instalment
Daily	Rs. 250/-	30
Weekly	Rs. 500/-	12
Fortnightly	Rs. 500/-	12
Monthly	Rs. 500/-	12
Quarterly	Rs. 1,500/-	4

Load Structure

Exit Load: Nil

Expense Ratio

Direct Plan 0.20% | Regular Plan 0.70%

(Investors will bear the recurring expenses of the underlying scheme (viz. Angel One Gold ETF) in addition to the recurring expenses charged by the Scheme. Expense ratio of Angel One Gold ETF is 0.35%)

For brief description of the above please refer Description/Inference of the Quantitative/Risk Measures table on the next page.

Fund Performance

Performance of scheme

Compounded Annualised Returns	Scheme Returns %		Benchmark Returns %
	Direct Plan	Regular Plan	
1 Year	15.31	14.74	16.14
Since Inception	23.38	22.76	24.32

Absolute Returns for each FY for last 5 years

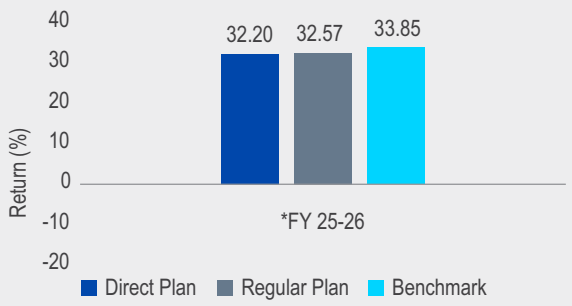

*Performance for the financial year is calculated since date of inception.

Past performance may or may not be sustained in future and is not a guarantee of any future returns. The same may not necessarily provide the basis for comparison with other investment. Please refer to page number 24 for detailed scheme performance and disclaimers.

Portfolio Data

Top 10 Holdings	% of net assets
Angel One Gold ETF	99.96
Short Term Debt (TREPS)	0.06
Net Current Assets	-0.03
Grand Total	100.00

Scheme Riskometer

Angel One Gold ETF FOF



The risk of the scheme is High

Benchmark Riskometer

AMFI Tier I Benchmark - Domestic Price of Gold



The risk of the benchmark is High

Major Risk Factors

1. Risks relating to investing in the Scheme
2. Risks relating to investing in underlying scheme (viz. Angel One Gold ETF)
3. Settlement Risk
4. Right to Limit Redemptions
5. Risks associated with investing in Money Market Instruments

Please refer to the Important Weblinks section for Detailed Risk Factors.

Additional Information pertaining to Portfolio of the scheme (Weblinks to display Portfolio data as follows)
- Detailed Investment in Securities please click https://angelonemf.com/files/factsheets/portfolio-holdings-october2026.xlsx

Data as on 31st October, 2026 unless otherwise specified.

Angel One Gold ETF FOF

Type of scheme: An open-ended fund of fund scheme investing in units of Angel One Gold ETF

Major Changes w.r.t previous month

Top 10 changes in holding

Name of securities added	Name of securities deleted/reduced	Total Weightage in %
No change in holdings		

Changes in Expense Ratio of the scheme, if any

Change in	Previous Month	Current Month
No change in expense ratio		

Changes in Riskometer of scheme

Previous Month	Current Month
No change in riskometer	

Description/Inference of the Quantitative/Risk Measures

Sr. No.	Quantitative Measures/Risk Measures	Brief description/ Inference of the Quantitative measure
1	Tracking Error	A divergence between the price behavior of a position or a portfolio and the price behavior of the benchmark.
2	Tracking Difference	It is the annualized difference of daily returns between the index or goods and the NAV of the ETF/ Index.

Important Weblinks

Video Explainer - Watch video

Calculation/Methodology - Click here
https://angelonemf.com/files/factsheets/calculation-methodology.pdf

Detailed Risk Factors - Click here
https://angelonemf.com/files/factsheets/risk-factor-angel-one-gold-etf-fof.pdf

SCAN QR Code for SID
or **Click here**
https://angelonemf.com/files/factsheets/sid-angel-one-gold-etf-fof.pdf

Investor Services -
Click here
https://www.angelonemf.com/service-branches

Grievance submission and redressal -
Click here
https://www.angelonemf.com/grievance-redressal

Angel One Silver ETF FOF

Type of scheme: An open-ended fund of fund scheme investing in units of Angel One Silver ETF

Product labeling:

The investment objective of the Scheme is to seek to generate returns by investing in units of Angel One Silver ETF. However, there can be no assurance or guarantee that the investment objective of the Scheme will be achieved.

Fund Details

Date of Inception / Allotment
2nd March 2026

Benchmark Name
Domestic Price of Silver

NAV (as on 30th October, 2026)
Direct Plan (Growth Option): Rs. 6.3532 per unit
Regular Plan (Growth Option): Rs. 6.3320 per unit

AUM
Month End AUM: Rs. 9.98 crs.
Monthly Average AUM: Rs. 10.99 crs.

Fund Manager Details

Fund Manager	Total Experience	Managing Since
Mr. Kewal Shah	14 Years	2nd March 2026

Minimum Investment

Lumpsum: Minimum Investment Amount: Rs.500/- and in multiples of Re.1/- thereafter
Additional Investment Amount: Rs.500/- and in multiples of Re.1/- thereafter

SIP Amount (Systematic Investment Plan)

SIP Frequency	Minimum Amount (Below amount & in multiples of Re.1 thereafter)	Minimum Instalment
Daily	Rs. 250/-	30
Weekly	Rs. 500/-	12
Fortnightly	Rs. 500/-	12
Monthly	Rs. 500/-	12
Quarterly	Rs. 1,500/-	4

Load Structure

Exit Load: Nil

Expense Ratio

Direct Plan 0.16% | Regular Plan 0.67%

(Investors will bear the recurring expenses of the underlying scheme (viz. Angel One Silver ETF) in addition to the recurring expenses charged by the Scheme. Expense ratio of Angel One Silver ETF is 0.35%)

For brief description of the above please refer Description/Inference of the Quantitative/Risk Measures table on the next page.

Fund Performance

Performance of scheme

Simple Annualised Returns	Scheme Returns %		Benchmark Returns %
	Direct Plan	Regular Plan	
6 Months	-45.02	-45.40	-47.73
Since Inception	-55.00	-55.32	-55.86

Absolute Returns for each FY for last 5 years

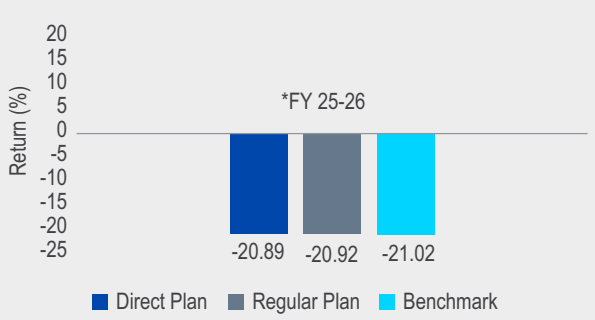

*Performance for the financial year is calculated since date of inception.

Past performance may or may not be sustained in future and is not a guarantee of any future returns. The same may not necessarily provide the basis for comparison with other investment. Please refer to page number 24 for detailed scheme performance and disclaimers.

Portfolio Data

Top 10 Holdings	% of net assets
Angel One Silver ETF	99.45
Short Term Debt (TREPS)	0.34
Net Current Assets	0.21
Grand Total	100.00

Scheme Riskometer

Angel One Silver ETF FOF



The risk of the scheme is Very High

Benchmark Riskometer

AMFI Tier I Benchmark - Domestic Price of Silver



The risk of the benchmark is Very High

Major Risk Factors

1. Risks relating to investing in the Scheme
2. Risks relating to investing in underlying scheme (viz. Angel One Silver ETF)
3. Settlement Risk
4. Right to Limit Redemptions
5. Risks associated with investing in Money Market Instruments

Please refer to the Important Weblinks section for Detailed Risk Factors.

Additional Information pertaining to Portfolio of the scheme (Weblinks to display Portfolio data as follows)

- Detailed Investment in Securities please click https://angelonemf.com/files/factsheets/portfolio-holdings-october2026.xlsx

Data as on 31st October, 2026 unless otherwise specified.

Angel One Silver ETF FOF

Type of scheme: An open-ended fund of fund scheme investing in units of Angel One Silver ETF

Major Changes w.r.t previous month

Top 10 changes in holding

Name of securities added	Name of securities deleted/reduced	Total Weightage in %
No change in holdings		

Changes in Expense Ratio of the scheme, if any

Change in	Previous Month	Current Month
No change in expense ratio		

Changes in Riskometer of scheme

Previous Month	Current Month
No change in riskometer	

Description/Inference of the Quantitative/Risk Measures

Sr. No.	Quantitative Measures/Risk Measures	Brief description/ Inference of the Quantitative measure
1	Tracking Error	A divergence between the price behavior of a position or a portfolio and the price behavior of the benchmark.
2	Tracking Difference	It is the annualized difference of daily returns between the index or goods and the NAV of the ETF/ Index.

Important Weblinks

Video Explainer - Watch video

Calculation/Methodology - Click here
https://angelonemf.com/files/factsheets/calculation-methodology.pdf

Detailed Risk Factors - Click here
https://angelonemf.com/files/factsheets/risk-factor-angel-one-silver-etf-fof.pdf

SCAN QR Code for SID
or **Click here**
https://angelonemf.com/files/factsheets/sid-angel-one-silver-etf-fof.pdf

Investor Services -
Click here
https://www.angelonemf.com/service-branches

Grievance submission and redressal -
Click here
https://www.angelonemf.com/grievance-redressal

Performance of the schemes

Performance is provided for those schemes which have completed 6 months since inception

(as on 31st October, 2026)

Angel One Nifty Total Market ETF (NSE SYMBOL: AONETOTAL)

Particulars	1 Year	Since Inception
	Compound Annual Growth Rate (%)	
Angel One Nifty Total Market ETF	-6.75%	6.99%
B: Nifty Total Market TRI	-6.50%	7.29%
AB: Nifty 50 TRI	-9.47%	3.72%
	Value of Rs. 10,000 invested	
	Rs.	Rs.
Angel One Nifty Total Market ETF	9,327	11,193
B: Nifty Total Market TRI	9,351	11,246
AB: Nifty 50 TRI	9,055	10,628

Inception Date: 28th February 2025

Angel One Nifty 50 ETF (NSE SYMBOL: AONENIFTY)

Particulars	1 Year	Since Inception
	Compound Annualised Growth Rate (%)	
Angel One Nifty 50 ETF	-9.52%	-3.25%
B: Nifty 50 TRI	-9.47%	-3.17%
AB: BSE Sensex TRI	-10.45%	-4.38%
	Value of Rs. 10,000 invested	
	Rs.	Rs.
Angel One Nifty 50 ETF	9,051	9,536
B: Nifty 50 TRI	9,055	9,547
AB: BSE Sensex TRI	8,958	9,374

Inception Date: 22nd May 2025

Angel One Nifty Total Market Momentum Quality 50 ETF (NSE SYMBOL: AONETMMQ50)

Particulars	6 Months	Since Inception
	Simple Annualised Growth Rate (%)	
Angel One Nifty Total Market Momentum Quality 50 ETF	-7.31%	-4.47%
B: Nifty Total Market Momentum Quality 50 TRI	-6.73%	-3.74%
AB: Nifty 50 TRI	-6.24%	-11.38%
	Value of Rs. 10,000 invested	
	Rs.	Rs.
Angel One Nifty Total Market Momentum Quality 50 ETF	9,634	9,580
B: Nifty Total Market Momentum Quality 50 TRI	9,663	9,648
AB: Nifty 50 TRI	9,687	8,930

Inception Date: 21st November 2025

Angel One Gold ETF (NSE SYMBOL: AONEGOLD)

Particulars	1 Year	Since Inception
	Compound Annual Growth Rate (%)	
Angel One Gold ETF	15.27%	25.74%
B: Domestic price of Gold	16.14%	27.25%
AB:	NA	NA
	Value of Rs. 10,000 invested	
	Rs.	Rs.
Angel One Gold ETF	11,522	13,015
B: Domestic price of Gold	11,609	13,196
AB:	NA	NA

Inception Date: 5th September 2025

Angel One Silver ETF (NSE SYMBOL: AONESILVER)

Particulars	6 Months	Since Inception
	Simple Annualised Growth Rate (%)	
Angel One Silver ETF	-46.66%	-44.67%
B: Domestic price of Silver	-47.73%	-45.97%
AB:	NA	NA
	Value of Rs. 10,000 invested	
	Rs.	Rs.
Angel One Silver ETF	7,661	6,965
B: Domestic price of Silver	7,607	6,876
AB:	NA	NA

Inception Date: 24th February 2026

Angel One Nifty Total Market Index Fund - Direct Plan - Growth Option

Particulars	1 Year	Since Inception
	Compound Annual Growth Rate (%)	
Angel One Nifty Total Market Index Fund	-6.77%	6.92%
B: Nifty Total Market TRI	-6.50%	7.29%
AB: Nifty 50 TRI	-9.47%	3.72%
	Value of Rs. 10,000 invested	
	Rs.	Rs.
Angel One Nifty Total Market Index Fund	9,325	11,180
B: Nifty Total Market TRI	9,351	11,246
AB: Nifty 50 TRI	9,055	10,628

Inception Date: 28th February 2025

Performance of the schemes

Performance is provided for those schemes which have completed 6 months since inception

(as on 31st October, 2026)

Angel One Nifty Total Market Index Fund - Regular Plan - Growth Option

Particulars	1 Year	Since Inception
	Compound Annual Growth Rate (%)	
Angel One Nifty Total Market Index Fund	-7.46%	6.12%
B: Nifty Total Market TRI	-6.50%	7.29%
AB: Nifty 50 TRI	-9.47%	3.72%
	Value of Rs. 10,000 invested	
	Rs.	Rs.
Angel One Nifty Total Market Index Fund	9,256	11,042
B: Nifty Total Market TRI	9,351	11,246
AB: Nifty 50 TRI	9,055	10,628

Inception Date: 28th February 2025

Angel One Nifty 50 Index Fund - Direct Plan - Growth Option

Particulars	1 Year	Since Inception
	Compound Annualised Growth Rate (%)	
Angel One Nifty 50 Index Fund	-9.71%	-3.47%
B: Nifty 50 TRI	-9.47%	-3.17%
AB: BSE Sensex TRI	-10.45%	-4.38%
	Value of Rs. 10,000 invested	
	Rs.	Rs.
Angel One Nifty 50 Index Fund	9,032	9,504
B: Nifty 50 TRI	9,055	9,547
AB: BSE Sensex TRI	8,958	9,374

Inception Date: 22nd May 2025

Angel One Nifty 50 Index Fund - Regular Plan - Growth Option

Particulars	1 Year	Since Inception
	Compound Annualised Growth Rate (%)	
Angel One Nifty 50 Index Fund	-10.15%	-3.95%
B: Nifty 50 TRI	-9.47%	-3.17%
AB: BSE Sensex TRI	-10.45%	-4.38%
	Value of Rs. 10,000 invested	
	Rs.	Rs.
Angel One Nifty 50 Index Fund	8,988	9,436
B: Nifty 50 TRI	9,055	9,547
AB: BSE Sensex TRI	8,958	9,374

Inception Date: 22nd May 2025

Angel One Nifty Total Market Momentum Quality 50 Index Fund - Direct Plan - Growth Option

Particulars	6 Months	Since Inception
	Simple Annualised Growth Rate (%)	
Angel One Nifty Total Market Momentum Quality 50 Index Fund	-7.37%	-4.55%
B: Nifty Total Market Momentum Quality 50 TRI	-6.73%	-3.74%
AB: Nifty 50 TRI	-6.24%	-11.38%
	Value of Rs. 10,000 invested	
	Rs.	Rs.
Angel One Nifty Total Market Momentum Quality 50 Index Fund	9,631	9,572
B: Nifty Total Market Momentum Quality 50 TRI	9,663	9,648
AB: Nifty 50 TRI	9,687	8,930

Inception Date: 21st November 2025

Angel One Nifty Total Market Momentum Quality 50 Index Fund - Regular Plan - Growth Option

Particulars	6 Months	Since Inception
	Simple Annualised Growth Rate (%)	
Angel One Nifty Total Market Momentum Quality 50 Index Fund	-8.03%	-5.22%
B: Nifty Total Market Momentum Quality 50 TRI	-6.73%	-3.74%
AB: Nifty 50 TRI	-6.24%	-11.38%
	Value of Rs. 10,000 invested	
	Rs.	Rs.
Angel One Nifty Total Market Momentum Quality 50 Index Fund	9,598	9,510
B: Nifty Total Market Momentum Quality 50 TRI	9,663	9,648
AB: Nifty 50 TRI	9,687	8,930

Inception Date: 21st November 2025

Angel One Gold ETF FOF - Direct Plan - Growth Option

Particulars	1 Year	Since Inception
	Compound Annualised Growth Rate (%)	
Angel One Gold ETF FOF	15.31%	23.38%
B: Domestic price of Gold	16.14%	24.32%
AB:	NA	NA
	Value of Rs. 10,000 invested	
	Rs.	Rs.
Angel One Gold ETF FOF	11,527	12,698
B: Domestic price of Gold	11,609	12,808
AB:	NA	NA

Inception Date: 10th September 2025

Performance of the schemes

Performance is provided for those schemes which have completed 6 months since inception

(as on 31st October, 2026)

Angel One Gold ETF FOF - Regular Plan - Growth Option

Particulars	1 Year	Since Inception
	Compound Annualised Growth Rate (%)	
Angel One Gold ETF FOF	14.74%	22.76%
B: Domestic price of Gold	16.14%	24.32%
AB:	NA	NA
	Value of Rs. 10,000 invested	
	Rs.	Rs.
Angel One Gold ETF FOF	11,470	12,626
B: Domestic price of Gold	11,609	12,808
AB:	NA	NA

Inception Date: 10th September 2025

Angel One Silver ETF FOF - Regular Plan - Growth Option

Particulars	6 Months	Since Inception
	Simple Annualised Growth Rate (%)	
Angel One Silver ETF FOF	-45.40%	-55.32%
B: Domestic price of Silver	-47.73%	-55.86%
AB:	NA	NA
	Value of Rs. 10,000 invested	
	Rs.	Rs.
Angel One Silver ETF FOF	7,724	6,332
B: Domestic price of Silver	7,607	6,296
AB:	NA	NA

Inception Date: 2nd March 2026

Angel One Silver ETF FOF - Direct Plan - Growth Option

Particulars	6 Months	Since Inception
	Simple Annualised Growth Rate (%)	
Angel One Silver ETF FOF	-45.02%	-55.00%
B: Domestic price of Silver	-47.73%	-55.86%
AB:	NA	NA
	Value of Rs. 10,000 invested	
	Rs.	Rs.
Angel One Silver ETF FOF	7,743	6,353
B: Domestic price of Silver	7,607	6,296
AB:	NA	NA

Inception Date: 2nd March 2026

Angel One Nifty 1D Rate Liquid ETF - Growth (NSE SYMBOL: AONELIQUID)

Particulars	7 Days	15 Days	30 Days	1 Year	Since Inception
	Simple Annualised Growth Rate (%)			Compound Annualised Growth Rate (%)	
Angel One Nifty 1D Rate Liquid ETF - Growth	5.36%	5.39%	5.12%	4.99%	5.14%
B: Nifty 1D Rate Index	5.66%	5.67%	5.49%	5.25%	5.40%
AB: Nifty 1 Year T-bill Index	-3.83%	2.76%	1.36%	4.76%	5.65%
	Value of Rs. 10,000 invested				
	Rs.	Rs.	Rs.	Rs.	Rs.
Angel One Nifty 1D Rate Liquid ETF - Growth	10,010	10,022	10,043	10,499	10,837
B: Nifty 1D Rate Index	10,011	10,023	10,047	10,525	10,880
AB: Nifty 1 Year T-bill Index	9,993	10,011	10,012	10,476	10,920

Inception Date: 25th March 2025

Source : MFI, NSE Indices | B:Benchmark, AB: Additional Benchmark, TRI: Total Return Index | Data as on 31st October 2026
Scheme's performance provided is computed basis last day of the month-end preceding the date of advertisement.
Past performance may or may not be sustained in future and is not a guarantee of any future returns. The same may not necessarily provide the basis for comparison with other investment.
In case, the start / end date of the concerned period is non - business day (NBD), the NAV of the previous date is considered for computation of returns. (Not Applicable for Angel One Nifty 1D Rate Liquid ETF - Growth when NAV for the scheme is published for such non-business day).
Different plans viz. Regular Plan and Direct Plan have a different expense structure. The expenses of the Direct Plan under the Scheme will be lower to the extent of the distribution expenses / commission charged in the Regular Plan.
The schemes are managed by Mr. Kewal Shah since inception.
Since Inception Date = Date of First allotment in the Scheme / Plan

Scheme Terminology

Terminology	Explanation
AUM	AUM or assets under management refers to the recent / updated cumulative market value of investments managed by a mutual fund or any investment firm.
Benchmark Index	A benchmark is often a market index, or a combination of indices that investors and portfolio managers use to measure an investment portfolio's performance. An index tracks the performance of a broad asset class, such as stocks of companies listed on stock exchanges, whose performance is used as a reference point / standard or benchmark to measure investment performance of mutual funds, among other investments. Some typical benchmarks include the Nifty 50, Sensex, BSE 200, BSE 500, Crisil 10Year Gilt Index.
Beta	Beta is a measure of an investment's volatility vis-à-vis the market. Beta of less than 1 means that the security will be less volatile than the market. A beta of greater than 1 implies that the security's price will be more volatile than the market.
Exit Load	Exit load is charged at the time an investor redeems the units of a mutual fund. The exit load is reduced from the prevailing NAV at the time of redemption. The investor will receive redemption proceeds at net value of NAV less Exit load. For example, if the NAV is ₹100 and the exit load is 1%, the investor will receive ₹99 per unit as redemption amount.
Fund Manager	An employee of the asset management company, who manages investments of the scheme. She/he is usually part of a larger team of fund managers and research analysts.
Holdings or Portfolio	The holdings or the portfolio is the set of underlying securities in which a mutual fund scheme's corpus is invested in. The objective is to give investors an idea of where their money has been invested by the fund manager.
Macaulay Duration	Macaulay Duration is a measure of the average time it takes to receive a bond's cash flows. It is calculated by summing up all the multiples of the present values of cash flows and corresponding time periods and then dividing the sum by the market bond price.
Minimum Investment	This is the minimum amount which a new investor in a mutual fund scheme is required invest while making lumpsum investment for the first time in the scheme.
Minimum SIP Amount	This is the minimum investment instalment amount which an investor is required to make for investing in a mutual fund scheme via Systematic Investment Plan (SIP).
Modified Duration	Modified duration is the price sensitivity and the percentage change in price for a unit change in yield.
NAV	The NAV or the net asset value is the total asset value per unit of the mutual fund after deducting all related and permissible expenses. The NAV is calculated at the end of every business day. It is the value at which the investor enters or exits the mutual fund.
Rating Profile	Mutual funds invest in securities after evaluating their creditworthiness as disclosed by the ratings. A depiction of the mutual fund in various investments based on their ratings becomes the rating profile of the fund. These ratings are provided by Credit Rating Agencies (CRAs) in India and are based on the maturity of the underlying debt instruments. Short Term Rating are issued by CRA for debt instruments with an original maturity period of up to one year. While Long Term Rating are issued for debt instruments with an original maturity period of one year & above.
Scheme Category	A mutual fund scheme category is the classification of mutual fund schemes based on their underlying assets, risk profile, or investment objective, such as Equity, Debt, Hybrid, Thematic/Sectoral schemes, Solution oriented schemes and ETFs/Index Funds, etc.
Sharpe Ratio	The Sharpe Ratio, named after its founder, the Nobel Laureate William Sharpe, is a measure of risk-adjusted returns. It is calculated using standard deviation and excess return to determine reward per unit of risk.
SIP	SIP or Systematic Investment Plan is a method of investing a fixed amount in a mutual fund scheme at a regular / pre-defined intervals/ frequency (similar to recurring deposit in banks), and can be availed by the investor by giving a mandate (standing instructions) to the mutual fund to receive the money from the investor's bankers to whom the debit mandate is provided by the investor for investing the SIP instalment in the desired mutual fund scheme.
Standard Deviation	Standard deviation is a statistical measure of the range of an investment's performance. When a mutual fund has a high standard deviation, it means it's range of performance is wide, implying greater volatility.
Tracking Difference	Tracking differences, i.e. the annualized difference of daily returns between the index or goods and the NAV of the ETF/ Index
Tracking Error	A divergence between the price behavior of a position or a portfolio and the price behavior of the benchmark.
Yield to Maturity	The Yield to Maturity or the YTM is the rate of return anticipated on a bond if held until maturity. YTM is expressed as an annual rate. The YTM factors in the bond's current market price, par value, coupon interest rate and time to maturity.

Disclaimers

NSE Indices Limited:
Angel One Nifty Total Market Index Fund

The Angel One Nifty Total Market Index Fund offered by Angel One Asset Management Company Limited or its affiliates is not sponsored, endorsed, sold or promoted by NSE INDICES LTD and its affiliates. NSE INDICES LTD and its affiliates do not make any representation or warranty, express or implied (including warranties of merchantability or fitness for particular purpose or use) to the owners of Angel One Nifty Total Market Index Fund or any member of the public regarding the advisability of investing in securities generally or in the Angel One Nifty Total Market Index Fund linked to Nifty Total Market Index or particularly in the ability of the Nifty Total Market Index to track general stock market performance in India. Please read the full Disclaimers in relation to the Nifty Total Market Index in the Scheme Information Document.

Angel One Nifty 50 Index Fund

The Angel One Nifty 50 Index Fund offered by Angel One Asset Management Company Limited or its affiliates is not sponsored, endorsed, sold or promoted by NSE INDICES LTD and its affiliates. NSE INDICES LTD and its affiliates do not make any representation or warranty, express or implied (including warranties of merchantability or fitness for particular purpose or use) to the owners of Angel One Nifty 50 Index Fund or any member of the public regarding the advisability of investing in securities generally or in the Angel One Nifty 50 Index Fund linked to Nifty 50 Index or particularly in the ability of the Nifty 50 Index to track general stock market performance in India. Please read the full Disclaimers in relation to the Nifty 50 Index in the Scheme Information Document.

Angel One Nifty Total Market Momentum Quality 50 Index Fund

The Angel One Nifty Total Market Momentum Quality 50 Index Fund offered by Angel One Asset Management Company Limited or its affiliates is not sponsored, endorsed, sold or promoted by NSE INDICES LTD and its affiliates. NSE INDICES LTD and its affiliates do not make any representation or warranty, express or implied (including warranties of merchantability or fitness for particular purpose or use) to the owners of Angel One Nifty Total Market Momentum Quality 50 Index Fund or any member of the public regarding the advisability of investing in securities generally or in the Angel One Nifty Total Market Momentum Quality 50 Index Fund linked to Nifty Total Market Momentum Quality 50 Index or particularly in the ability of the Nifty Total Market Momentum Quality 50 Index to track general stock market performance in India. Please read the full Disclaimers in relation to the Nifty Total Market Momentum Quality 50 Index in the Scheme Information Document.

Angel One Nifty Total Market ETF

The Angel One Nifty Total Market ETF offered by Angel One Asset Management Company Limited or its affiliates is not sponsored, endorsed, sold or promoted by NSE INDICES LTD and its affiliates. NSE INDICES LTD and its affiliates do not make any representation or warranty, express or implied (including warranties of merchantability or fitness for particular purpose or use) to the owners of Angel One Nifty Total Market ETF or any member of the public regarding the advisability of investing in securities generally or in the Angel One Nifty Total Market ETF linked to Nifty Total Market Index or particularly in the ability of the Nifty Total Market Index to track general stock market performance in India. Please read the full Disclaimers in relation to the Nifty Total Market Index in the Scheme Information Document.

Angel One Nifty 50 ETF

The Angel One Nifty 50 ETF offered by Angel One Asset Management Company Limited or its affiliates is not sponsored, endorsed, sold or promoted by NSE INDICES LTD and its affiliates. NSE INDICES LTD and its affiliates do not make any representation or warranty, express or implied (including warranties of merchantability or fitness for particular purpose or use) to the owners of Angel One Nifty 50 ETF or any member of the public regarding the advisability of investing in securities generally or in the Angel One Nifty 50 ETF linked to Nifty 50 Index or particularly in the ability of the Nifty 50 Index to track general stock market performance in India. Please read the full Disclaimers in relation to the Nifty 50 Index in the Scheme Information Document.

Angel One Nifty Total Market Momentum Quality 50 ETF

The Angel One Nifty Total Market Momentum Quality 50 ETF offered by Angel One Asset Management Company Limited or its affiliates is not sponsored, endorsed, sold or promoted by NSE INDICES LTD and its affiliates. NSE INDICES LTD and its affiliates do not make any representation or warranty, express or implied (including warranties of merchantability or fitness for particular purpose or use) to the owners of Angel One Nifty Total Market Momentum Quality 50 ETF or any member of the public regarding the advisability of investing in securities generally or in the Angel One Nifty Total Market Momentum Quality 50 ETF linked to Nifty Total Market Momentum Quality 50 Index or particularly in the ability of the Nifty Total Market Momentum Quality 50 Index to track general stock market performance in India. Please read the full Disclaimers in relation to the Nifty Total Market Momentum Quality 50 Index in the Scheme Information Document.

Angel One Nifty 1D Rate Liquid ETF - Growth

The Angel One Nifty 1D Rate Liquid ETF - Growth offered by Angel One Asset Management Company Limited or its affiliates is not sponsored, endorsed, sold or promoted by NSE INDICES LTD and its affiliates. NSE INDICES LTD and its affiliates do not make any representation or warranty, express or implied (including warranties of merchantability or fitness for particular purpose or use) to the owners of Angel One Nifty 1D Rate Liquid ETF - Growth or any member of the public regarding the advisability of investing in securities generally or in the Angel One Nifty 1D Rate Liquid ETF - Growth linked to Nifty 1D Rate Index or particularly in the ability of the Nifty 1D Rate Index to track general stock market performance in India. Please read the full Disclaimers in relation to the Nifty 1D Rate Index in the Scheme Information Document.

NSE Limited (Applicable to Angel One Nifty Total Market ETF, Angel One Nifty 50 ETF, Angel One Gold ETF, Angel One Nifty 1D Rate Liquid ETF - Growth, Angel One Nifty Total Market Momentum Quality 50 ETF, Angel One Silver ETF):

It is to be distinctly understood that the permission given by NSE should not in any way be deemed or construed that the Scheme Information Document has been cleared or approved by NSE nor does it certify the correctness or completeness of any of the contents of the Draft Scheme Information Document. The investors are advised to refer to the Scheme Information Document for the full text of the 'Disclaimer Clause of NSE'.

AngelOne
Mutual Fund

Angel One Asset Management Company Limited

CIN:U66301MH2023PLC402297

G1, Ground Floor, Ackruti Trade Centre, Road No. 7, Kondivita,
MIDC, Andheri East, Mumbai – 400 093.

CONNECT WITH US

www.angelonemf.com

/company/angelonemutualfund

/AngelOneMF

/@AngelOneMutualFund

/AngelOneMutualFund

**Mutual Fund investments are subject to market risks,
read all scheme related documents carefully.**

CL00466