

FACTSHEET

MARCH 2026

TABLE OF CONTENTS

Fund details 2-25

EXCHANGE TRADED FUND (ETF) Page

1. Angel One Nifty Total Market ETF	2
2. Angel One Nifty 50 ETF	4
3. Angel One Nifty Total Market Momentum Quality 50 ETF	6
4. Angel One Nifty 1D Rate Liquid ETF - Growth	8
5. Angel One Gold ETF	10
6. Angel One Silver ETF	12

INDEX FUND Page

1. Angel One Nifty Total Market Index Fund	14
2. Angel One Nifty 50 Index Fund	16
3. Angel One Nifty Total Market Momentum Quality 50 Index Fund	18

FUND OF FUND (FOF) Page

1. Angel One Gold ETF FOF	20
2. Angel One Silver ETF FOF	22


Performance of the schemes	24
----------------------------	----


Disclaimers	27
-------------	----

Angel One Nifty Total Market ETF


(An open-ended scheme replicating/tracking Nifty Total Market Index)


Fund Snapshot

 **Inception Date**
28th February 2025

 **Benchmark Index**
Nifty Total Market TRI (Total Return Index)

 **ISIN**
INF1J2R01015


 **NSE Symbol**
AONETOTAL


 **NAV**
(as on 31st March, 2026)
Rs.10.3683/- per unit

Investment Objective


The investment objective of the Scheme is to replicate Nifty Total Market Index with an aim to provide returns before expenses that track the total return of Nifty Total Market Index, subject to Tracking Errors. However, there can be no assurance or guarantee that the investment objective of the Scheme will be achieved.

Fund Manager Details

 **Mr. Mehul Dama**
Overall Experience: 19 years
(managing scheme since February 2025)


 **Mr. Kewal Shah**
Overall Experience: 10 years
(managing scheme since February 2025)

Key Metrics

 **Assets Under Management (AUM)**
(as on 31st March, 2026)

Monthly Average AUM: Rs.40.07 crs.


Month End AUM: Rs.37.89 crs.

 **Annualised Tracking Error**
(as on 30th March, 2026)

0.03%

 **Tracking Difference** (as on 30th March, 2026)

1 Year	Since Inception
-0.24%	-0.31%


 **Total Expense Ratio (incl. GST)**
(as on 31st March, 2026)


0.28%

 **Portfolio Turnover Ratio** (as on 31st March, 2026)

0.18%

Investment Options

 **Direct with the AMC**
Create / Redeem in exchange of Portfolio Deposit and Cash component in Creation Unit Size of 35,00,000 units of the Scheme and in multiples thereafter

 **On the Exchange**
1 unit and in multiples thereafter

Angel One Nifty Total Market ETF

(An open-ended scheme replicating/tracking Nifty Total Market Index)

Top 10 Holdings

Particulars	Weightage
HDFC Bank Limited	6.15%
Reliance Industries Limited	4.98%
ICICI Bank Limited	4.73%
Bharti Airtel Limited	3.00%
Infosys Limited	2.41%
Larsen & Toubro Limited	2.26%
State Bank of India	2.23%
Axis Bank Limited	1.83%
ITC Limited	1.52%
Mahindra & Mahindra Limited	1.45%
Others	69.33%
Total Equity & Equity Related Holdings	99.91%
Short Term Debt & Net Current Assets	0.09%
Grand Total	100.00%

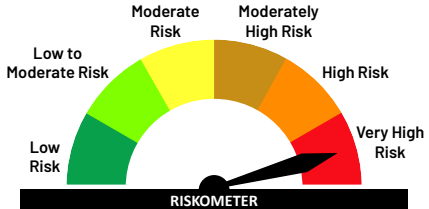
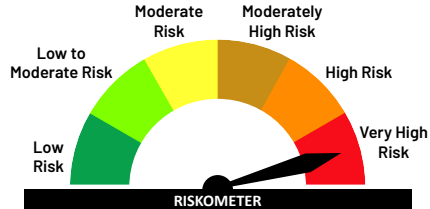
Top 10 Industry Allocation

Industry	Weightage
Banks	19.59%
IT - Software	6.61%
Finance	6.23%
Petroleum Products	5.84%
Pharmaceuticals & Biotechnology	5.30%
Automobiles	4.82%
Telecom - Services	3.64%
Power	3.48%
Consumer Durables	2.97%
Construction	2.79%
Others	38.74%
Grand Total	100.00%

Industry classification as per AMFI as on 30th March, 2026

Data as on 31st March 2026


Product Label (As on 31st March 2026):


<p>Angel One Nifty Total Market ETF (An open-ended scheme replicating/ tracking Nifty Total Market Index)</p>	<p>Angel One Nifty Total Market ETF</p>  <p>The risk of the scheme is Very High</p>	<p>AMFI Benchmark - Nifty Total Market TRI</p>  <p>The risk of the benchmark is Very High</p>
<p>This product is suitable for investors who are seeking*:</p> <ul style="list-style-type: none"> ▶ Long term capital growth ▶ Investment in equity and equity related securities constituting Nifty Total Market Index 		
<p>*Investors should consult their financial advisors if in doubt about whether the product is suitable for them</p>		

Angel One Nifty 50 ETF


(An open-ended scheme replicating/ tracking Nifty 50 Index)


Fund Snapshot

 **Inception Date**
22nd May 2025


 **Benchmark Index**
Nifty 50 TRI (Total Return Index)

 **ISIN**
INF1J2R01064


 **NSE Symbol**
AONENIFTY

 **NAV**
(as on 31st March, 2026)
Rs.9.1617/- per unit


Key Metrics

 **Assets Under Management (AUM)**
(as on 31st March, 2026)

Monthly Average AUM: Rs.18.45 crs.
Month End AUM: Rs.18.87 crs.

 **Annualised Tracking Error**
(as on 30th March, 2026)

0.05%


 **Total Expense Ratio (incl. GST)**
(as on 31st March, 2026)


0.09%

Investment Objective


The investment objective of the Scheme is to replicate Nifty 50 Index with an aim to provide returns before expenses that track the total return of Nifty 50 Index, subject to Tracking Errors. However, there can be no assurance or guarantee that the investment objective of the Scheme will be achieved.


Investment Options

 **Direct with the AMC**
Create / Redeem in exchange of Portfolio Deposit and Cash component in Creation Unit Size of 3,00,000 units of the Scheme and in multiples thereafter

 **On the Exchange**
1 unit and in multiples thereafter

Fund Manager Details

 **Mr. Mehul Dama**
Overall Experience: 19 years
(managing scheme since May 2025)

 **Mr. Kewal Shah**
Overall Experience: 10 years
(managing scheme since May 2025)

Angel One Nifty 50 ETF

(An open-ended scheme replicating/ tracking Nifty 50 Index)

Top 10 Holdings

Particulars	Weightage
HDFC Bank Limited	10.93%
Reliance Industries Limited	8.86%
ICICI Bank Limited	8.41%
Bharti Airtel Limited	5.34%
Infosys Limited	4.28%
Larsen & Toubro Limited	4.02%
State Bank of India	3.97%
Axis Bank Limited	3.25%
ITC Limited	2.71%
Mahindra & Mahindra Limited	2.58%
Others	45.57%
Total Equity & Equity Related Holdings	99.91%
Short Term Debt & Net Current Assets	0.09%
Grand Total	100.00%

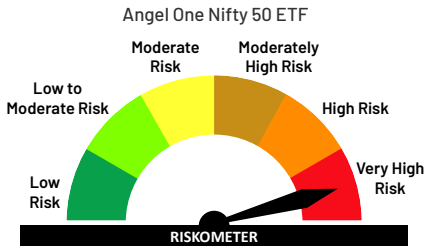
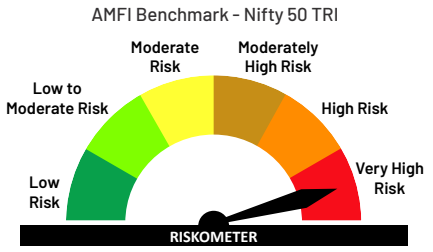
Top 10 Industry Allocation

Industry	Weightage
Banks	29.10%
IT - Software	9.39%
Petroleum Products	8.86%
Automobiles	6.60%
Telecom - Services	5.34%
Finance	4.92%
Diversified FMCG	4.49%
Construction	4.02%
Pharmaceuticals & Biotechnology	3.23%
Power	3.02%
Others	21.03%
Grand Total	100.00%

Industry classification as per AMFI as on 30th March, 2026

Data as on 31st March 2026


Product Label (As on 31st March 2026):


<p>Angel One Nifty 50 ETF (An open-ended scheme replicating/ tracking Nifty 50 Index)</p> <p>This product is suitable for investors who are seeking*:</p> <ul style="list-style-type: none"> ▶ Long term capital growth ▶ Investment in equity and equity related securities constituting Nifty 50 Index 	<p>Angel One Nifty 50 ETF</p>  <p>The risk of the scheme is Very High</p>	<p>AMFI Benchmark - Nifty 50 TRI</p>  <p>The risk of the benchmark is Very High</p>
<p>*Investors should consult their financial advisors if in doubt about whether the product is suitable for them</p>		

Angel One Nifty Total Market Momentum Quality 50 ETF


(An open-ended scheme replicating/ tracking Nifty Total Market Momentum Quality 50 Index)


Fund Snapshot

 **Inception Date**
21st November 2025


 **Benchmark Index**
Nifty Total Market Momentum Quality 50 TRI (Total Return Index)

 **ISIN**
INF1J2R01148

 **NSE Symbol**
AONETMMQ50

 **NAV**
(as on 31st March, 2026)
Rs.8.7629/- per unit

Key Metrics


 **Assets Under Management (AUM)**
(as on 31st March, 2026)

Monthly Average AUM: Rs.6.20 crs.

Month End AUM: Rs.6.19 crs.

 **Annualised Tracking Error**
(as on 30th March, 2026)

0.36%


 **Total Expense Ratio (incl. GST)**
(as on 31st March, 2026)


0.34%

Investment Objective


The investment objective of the Scheme is to replicate Nifty Total Market Momentum Quality 50 Index with an aim to provide returns before expenses, that track the total return of Nifty Total Market Momentum Quality 50 Index, subject to tracking errors. However, there can be no assurance or guarantee that the investment objective of the Scheme will be achieved.


Investment Options

 **Direct with the AMC**
Create / Redeem in exchange of Portfolio Deposit and Cash component in Creation Unit Size of 2,50,000 units of the Scheme and in multiples thereafter

 **On the Exchange**
1 unit and in multiples thereafter

Fund Manager Details

 **Mr. Mehul Dama**
Overall Experience: 19 years
(managing scheme since November 2025)

 **Mr. Kewal Shah**
Overall Experience: 10 years
(managing scheme since November 2025)

Angel One Nifty Total Market Momentum Quality 50 ETF

(An open-ended scheme replicating/ tracking Nifty Total Market Momentum Quality 50 Index)

Top 10 Holdings

Particulars	Weightage
BSE Ltd	5.50%
Bharat Electronics Limited	5.46%
Multi Commodity Exchange of India Ltd.	5.27%
Cummins India Limited	5.07%
Britannia Industries Limited	4.89%
Hero MotoCorp Limited	4.87%
Eicher Motors Limited	4.87%
Bajaj Finance Limited	4.35%
Asian Paints Limited	4.27%
Maruti Suzuki India Limited	4.01%
Others	51.11%
Total Equity & Equity Related Holdings	99.68%
Short Term Debt & Net Current Assets	0.32%
Grand Total	100.00%

Top 10 Industry Allocation

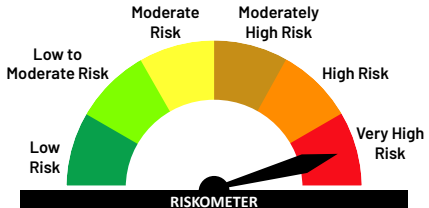
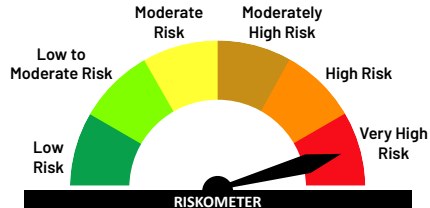
Industry	Weightage
Capital Markets	16.95%
Automobiles	14.69%
Finance	8.59%
Industrial Products	7.74%
Electrical Equipment	6.53%
Banks	6.03%
Aerospace & Defense	5.80%
Food Products	5.13%
IT - Software	5.12%
Pharmaceuticals & Biotechnology	4.36%
Others	19.04%
Grand Total	100.00%

Industry classification as per AMFI as on 30th March, 2026

Data as on 31st March 2026

Note: Angel One Nifty Total Market Momentum Quality 50 ETF was launched on 21st November 2025 and has not completed six months since inception as on 30th March 2026. Hence, performance of the scheme is not provided.






Product Label (As on 31st March 2026):

<p>Angel One Nifty Total Market Momentum Quality 50 ETF (An open-ended scheme replicating/ tracking Nifty Total Market Momentum Quality 50 Index)</p> <p>This product is suitable for investors who are seeking*:</p> <ul style="list-style-type: none"> ▶ Long term capital growth ▶ Investment in equity and equity related securities constituting Nifty Total Market Momentum Quality 50 Index 	<p>Angel One Nifty Total Market Momentum Quality 50 ETF</p>  <p>The risk of the scheme is Very High</p>	<p>AMFI Benchmark - Nifty Total Market Momentum Quality 50 TRI</p>  <p>The risk of the benchmark is Very High</p>
<p>*Investors should consult their financial advisors if in doubt about whether the product is suitable for them</p>		

Angel One Nifty 1D Rate Liquid ETF - Growth

(An open-ended Exchange Traded Fund replicating/tracking Nifty 1D Rate Index. A relatively low interest rate risk and relatively low credit risk scheme)



Fund Snapshot

-  **Inception Date**
25th March 2025
-  **Benchmark Index**
Nifty 1D Rate Index
-  **ISIN**
INF1J2R01056
-  **NSE Symbol**
AONELIQUID
-  **NAV**
(as on 31st March, 2026)
Rs.1053.1617/- per unit


Investment Objective


The investment objective of the Scheme is to seek to provide current income, commensurate with low risk while providing a high level of liquidity through a portfolio of Tri-Party Repo on Government Securities or T-bills / Repo & Reverse Repo. The Scheme will provide returns before expenses, that track the total returns of Nifty 1D Rate Index, subject to tracking errors. However, there is no guarantee or assurance that the investment objective of the Scheme would be achieved.


Fund Manager Details


-  **Mr. Mehul Dama**
Overall Experience: 19 years
(managing scheme since March 2025)
-  **Mr. Kewal Shah**
Overall Experience: 10 years
(managing scheme since March 2025)

Key Metrics

-  **Assets Under Management (AUM)**
(as on 31st March, 2026)



Monthly Average AUM: Rs.102.07 crs.
Month End AUM: Rs.88.25 crs.
-  **Annualised Tracking Error**
(as on 30th March, 2026)

0.02%
-  **Tracking Difference** (as on 30th March, 2026)

1 Year	Since Inception
-0.30%	-0.27%
-  **Total Expense Ratio** (incl. GST)
(as on 31st March, 2026)

0.27%

Investment Options

-  **Direct with the AMC**
In Creation Unit Size of 500 and in multiples of 1 unit thereafter
-  **On the Exchange**
1 unit and in multiples thereafter

Quantitative Indicators

Portfolio YTM* : 2.00%
Residual Maturity : 1 day
Modified Duration : 1 day
Macaulay Duration : 1 day

Data as on 31st March, 2026 | YTM - Yield To Maturity

*Yields are annualised for all the securities

Angel One Nifty 1D Rate Liquid ETF - Growth

(An open-ended Exchange Traded Fund replicating/tracking Nifty 1D Rate Index. A relatively low interest rate risk and relatively low credit risk scheme)

Portfolio

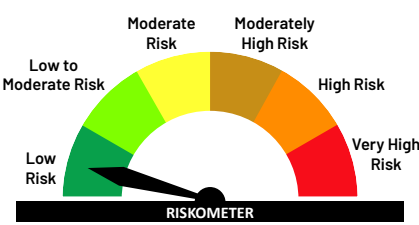
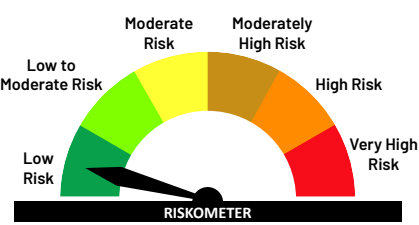
Particulars	Weightage
Money Market Instruments	
Short Term Debt (TREPS)	99.98%
Net Current Asset	0.02%
Grand Total	100.00%

Data as on 31st March 2026

Credit Risk →	Potential Risk Class (Maximum risk the scheme can take)		
	Relatively Low (Class A)	Moderate (Class B)	Relatively High (Class C)
Interest Rate Risk ↓	A-I		
Relatively Low (Class I)			
Moderate (Class II)			
Relatively High (Class III)			

A-I : A Scheme with Relatively Low Interest Rate Risk and Relatively Low Credit Risk.


Product Label (As on 31st March 2026):


<p>Angel One Nifty 1D Rate Liquid ETF - Growth (An open-ended Exchange Traded Fund replicating/tracking Nifty 1D Rate Index. A relatively low interest rate risk and relatively low credit risk scheme)</p> <p>This product is suitable for investors who are seeking*:</p> <ul style="list-style-type: none"> ▶ Current income with high degree of liquidity ▶ Investment in Tri-Party Repo on Government securities or T-Bills / Repo & Reverse Repo and Money Market instruments 	<p>Angel One Nifty 1D Rate Liquid ETF - Growth</p>  <p>The risk of the scheme is Low</p>	<p>AMFI Benchmark - Nifty 1D Rate Index</p>  <p>The risk of the benchmark is Low</p>
<p>*Investors should consult their financial advisors if in doubt about whether the product is suitable for them</p>		

Angel One Gold ETF


(An open-ended scheme replicating/ tracking domestic price of Gold)


Fund Snapshot

 **Inception Date**
5th September 2025


 **Benchmark**
Domestic price of Gold


 **ISIN**
INF1J2R01114


 **NSE Symbol**
AONEGOLD

 **NAV**
(as on 31st March, 2026)
Rs.13.6734/- per unit

Key Metrics

 **Assets Under Management (AUM)**
(as on 31st March, 2026)
Monthly Average AUM: Rs.83.53 crs.
Month End AUM: Rs.81.77 crs.


 **Annualised Tracking Error**
(as on 30th March, 2026)
0.83%


 **Total Expense Ratio (incl. GST)**
(as on 31st March, 2026)
0.35%

Investment Objective


The investment objective of the Scheme is to generate returns corresponding to the domestic price of gold before expenses, subject to tracking errors by investing in physical gold and gold related instruments. However, there can be no assurance or guarantee that the investment objective of the Scheme will be achieved.


Investment Options

 **Direct with the AMC**
Create / Redeem in exchange of Portfolio Deposit and Cash component in Creation Unit Size of 10,80,000 units of the Scheme and in multiples thereafter On the Exchange 1 unit and in multiples thereafter

 **On the Exchange**
1 unit and in multiples thereafter

Fund Manager Details

 **Mr. Mehul Dama**
Overall Experience: 19 years
(managing scheme since September 2025)

 **Mr. Kewal Shah**
Overall Experience: 10 years
(managing scheme since September 2025)

Angel One Gold ETF

(An open-ended scheme replicating/ tracking domestic price of Gold)

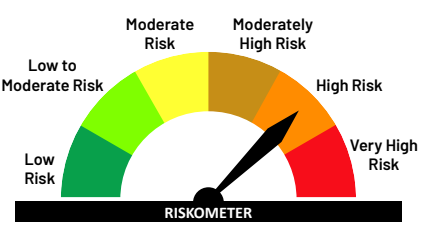
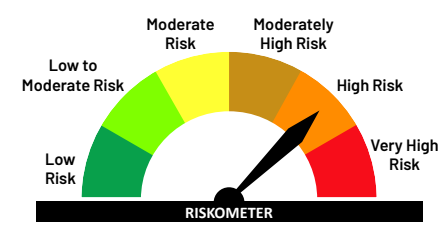


Portfolio

Particulars	Weightage
Gold	96.90%
Gold Derivatives	0.55%
Short Term Debt (TREPS)	0.39%
Net Current Assets	2.16%
Grand Total	100.00%

Data as on 31st March 2026


Product Label (As on 31st March 2026):


<p>Angel One Gold ETF</p> <p>The investment objective of the Scheme is to generate returns corresponding to the domestic price of gold before expenses, subject to tracking errors by investing in physical gold and gold related instruments. However, there can be no assurance or guarantee that the investment objective of the Scheme will be achieved.</p>	<p style="text-align: center;">Angel One Gold ETF</p>  <p style="text-align: center;">The risk of the scheme is High</p>	<p style="text-align: center;">AMFI Tier I Benchmark - Domestic Price of Gold</p>  <p style="text-align: center;">The risk of the benchmark is High</p>
---	--	---

Angel One Silver ETF


(An open-ended scheme replicating/tracking domestic price of Silver)


Fund Snapshot

 **Inception Date**
24th February 2026

 **Benchmark**
Domestic price of Silver

 **ISIN**
INF1J2R01171

 **NSE Symbol**
AONESILVER

 **NAV**
(as on 31st March, 2026)
Rs.8.9000/- per unit

Key Metrics


 **Assets Under Management (AUM)**
(as on 31st March, 2026)

Monthly Average AUM: Rs.19.55 crs.

Month End AUM: Rs.22.14 crs.

 **Annualised Tracking Error**
(as on 30th March, 2026)

2.47%


 **Total Expense Ratio (incl. GST)**
(as on 31st March, 2026)

0.35%


Investment Objective


The investment objective of the Scheme is to generate returns corresponding to the domestic price of silver before expenses, subject to tracking errors by investing in physical silver and silver related instruments. However, there can be no assurance or guarantee that the investment objective of the Scheme will be achieved.


Investment Options

 **Direct with the AMC**
Create / Redeem in exchange of Portfolio Deposit and Cash component in Creation Unit Size of 8,10,000 units of the Scheme and in multiples thereafter On the Exchange 1 unit and in multiples thereafter

Fund Manager Details

 **Mr. Mehul Dama**
Overall Experience: 19 years
(managing scheme since February 2026)

 **Mr. Kewal Shah**
Overall Experience: 10 years
(managing scheme since February 2026)

 **On the Exchange**
1 unit and in multiples thereafter

Angel One Silver ETF

(An open-ended scheme replicating/tracking domestic price of Silver)



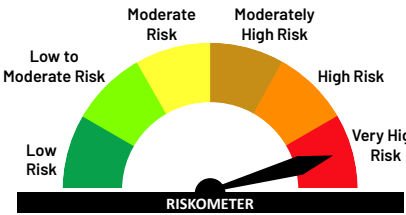
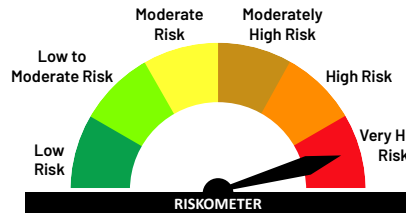
Portfolio

Particulars	Weightage
Silver	96.47%
Silver Derivatives	0.33%
Short Term Debt (TREPS)	0.17%
Net Current Assets	3.03%
Grand Total	100.00%

Data as on 31st March 2026

Note: Angel One Silver ETF was launched on 24th February 2026 and has not completed six months since inception as on 30th March 2026. Hence, performance of the scheme is not provided.


Product Label (As on 31st March 2026):


<p>Angel One Silver ETF</p> <p>The investment objective of the Scheme is to generate returns corresponding to the domestic price of silver before expenses, subject to tracking errors by investing in physical silver and silver related instruments. However, there can be no assurance or guarantee that the investment objective of the Scheme will be achieved.</p>	<p style="text-align: center;">Angel One Silver ETF</p>  <p style="text-align: center;">The risk of the scheme is Very High</p>	<p style="text-align: center;">AMFI Tier I Benchmark - Domestic Price of Silver</p>  <p style="text-align: center;">The risk of the benchmark is Very High</p>
---	---	--

Angel One Nifty Total Market Index Fund

(An open-ended scheme replicating/tracking Nifty Total Market Index)

Fund Snapshot

 **Inception Date**
28th February 2025

 **Benchmark Index**
Nifty Total Market TRI (Total Return Index)

 **NAV**
(as on 31st March, 2026)


Direct Plan (Growth Option):
Rs.10.3599/- per unit


Regular Plan (Growth Option):
Rs.10.2758/- per unit

Investment Objective

The investment objective of the Scheme is to replicate Nifty Total Market Index with an aim to provide returns before expenses that track the total return of Nifty Total Market Index, subject to Tracking Errors. However, there can be no assurance or guarantee that the investment objective of the Scheme will be achieved.

Fund Manager Details

 **Mr. Mehul Dama**
Overall Experience: 19 years
(managing scheme since February 2025)

 **Mr. Kewal Shah**
Overall Experience: 10 years
(managing scheme since February 2025)

Key Metrics

 **Assets Under Management (AUM)**
(as on 31st March, 2026)


Monthly Average AUM: Rs.53.02 crs.

Month End AUM: Rs.50.93 crs.


 **Annualised Tracking Error**
(as on 30th March, 2026)


Direct Plan: 0.05% | **Regular Plan:** 0.06%

 Tracking Difference (as on 30th March, 2026)	1 Year	Since Inception
	Direct Plan	-0.28%
Regular Plan	-1.01%	-1.24%

 **Total Expense Ratio** (incl. GST)
(as on 31st March, 2026)

Direct Plan: 0.28% | **Regular Plan:** 1.03%

 **Load Structure**
Entry Load: NA | **Exit Load:** Nil

 **Portfolio Turnover Ratio** (as on 31st March, 2026)
0.08%

Investment Options

Lumpsum: Minimum Investment Amount: Rs.1000/- and in multiples of Re.1/- thereafter
Additional Investment Amount: Rs.1000/- and in multiples of Re.1/- thereafter

Systematic Investment Plan (SIP)

SIP Frequency	Minimum Amount (Below amount & in multiples of Re.1 thereafter)	Minimum Instalment
Daily	Rs. 250/-	30
Weekly	Rs. 500/-	12
Fortnightly	Rs. 500/-	12
Monthly	Rs. 1,000/-	12
Quarterly	Rs. 3,000/-	4

Angel One Nifty Total Market Index Fund

(An open-ended scheme replicating/tracking Nifty Total Market Index)

Top 10 Holdings

Particulars	Weightage
HDFC Bank Limited	6.13%
Reliance Industries Limited	4.97%
ICICI Bank Limited	4.72%
Bharti Airtel Limited	3.00%
Infosys Limited	2.40%
Larsen & Toubro Limited	2.25%
State Bank of India	2.23%
Axis Bank Limited	1.83%
ITC Limited	1.52%
Mahindra & Mahindra Limited	1.45%
Others	69.19%
Total Equity & Equity Related Holdings	99.69%
Short Term Debt & Net Current Assets	0.31%
Grand Total	100.00%

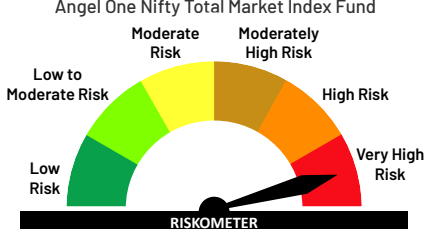
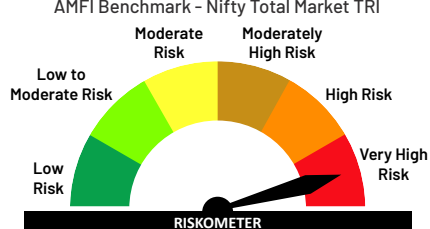
Top 10 Industry Allocation

Industry	Weightage
Banks	19.54%
IT - Software	6.59%
Finance	6.22%
Petroleum Products	5.83%
Pharmaceuticals & Biotechnology	5.28%
Automobiles	4.81%
Telecom - Services	3.63%
Power	3.47%
Consumer Durables	2.96%
Construction	2.78%
Others	38.88%
Grand Total	100.00%

Industry classification as per AMFI as on 30th March, 2026

Data as on 31st March 2026


Product Label (As on 31st March 2026):


<p>Angel One Nifty Total Market Index Fund (An open-ended scheme replicating/ tracking Nifty Total Market Index)</p> <p>This product is suitable for investors who are seeking*:</p> <ul style="list-style-type: none"> ▶ Long term capital growth ▶ Investment in equity and equity related securities constituting Nifty Total Market Index 	<p>Angel One Nifty Total Market Index Fund</p>  <p>The risk of the scheme is Very High</p>	<p>AMFI Benchmark - Nifty Total Market TRI</p>  <p>The risk of the benchmark is Very High</p>
<p>*Investors should consult their financial advisors if in doubt about whether the product is suitable for them</p>		

Angel One Nifty 50 Index Fund

(An open-ended scheme replicating/ tracking Nifty 50 Index)

Fund Snapshot

 **Inception Date**
22nd May 2025

 **Benchmark Index**
Nifty 50 TRI (Total Return Index)

 **NAV**
(as on 31st March, 2026)


Direct Plan (Growth Option):
Rs.9.1403/- per unit


Regular Plan (Growth Option):
Rs.9.1010/- per unit

Investment Objective


The investment objective of the Scheme is to replicate Nifty 50 Index with an aim to provide returns before expenses that track the total return of Nifty 50 Index, subject to Tracking Errors. However, there can be no assurance or guarantee that the investment objective of the Scheme will be achieved.

Fund Manager Details

 **Mr. Mehul Dama**
Overall Experience: 19 years
(managing scheme since May 2025)

 **Mr. Kewal Shah**
Overall Experience: 10 years
(managing scheme since May 2025)

Key Metrics


 **Assets Under Management (AUM)**
(as on 31st March, 2026)

Monthly Average AUM: Rs.29.72 crs.

Month End AUM: Rs.28.60 crs.

 **Annualised Tracking Error**
(as on 30th March, 2026)

Direct Plan: 0.08% | **Regular Plan:** 0.9%

 **Total Expense Ratio** (incl. GST)
(as on 31st March, 2026)

Direct Plan: 0.20% | **Regular Plan:** 0.70%

 **Load Structure**

Entry Load: NA | **Exit Load:** Nil

Investment Options

Lumpsum

Minimum Investment Amount: Rs.1000/- and in multiples of Re.1/- thereafter
Additional Investment Amount: Rs.1000/- and in multiples of Re.1/- thereafter

Systematic Investment Plan (SIP)

SIP Frequency	Minimum Amount (Below amount & in multiples of Re.1 thereafter)	Minimum Instalment
Daily	Rs. 250/-	30
Weekly	Rs. 500/-	12
Fortnightly	Rs. 500/-	12
Monthly	Rs. 1,000/-	12
Quarterly	Rs. 3,000/-	4

Angel One Nifty 50 Index Fund

(An open-ended scheme replicating/ tracking Nifty 50 Index)

Top 10 Holdings

Particulars	Weightage
HDFC Bank Limited	10.92%
Reliance Industries Limited	8.86%
ICICI Bank Limited	8.41%
Bharti Airtel Limited	5.34%
Infosys Limited	4.28%
Larsen & Toubro Limited	4.01%
State Bank of India	3.97%
Axis Bank Limited	3.25%
ITC Limited	2.71%
Mahindra & Mahindra Limited	2.58%
Others	45.55%
Total Equity & Equity Related Holdings	99.87%
Short Term Debt & Net Current Assets	0.13%
Grand Total	100.00%

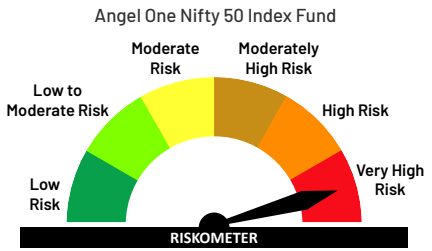
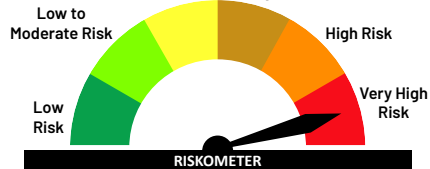
Top 10 Industry Allocation

Industry	Weightage
Banks	29.09%
IT - Software	9.39%
Petroleum Products	8.86%
Automobiles	6.59%
Telecom - Services	5.34%
Finance	4.92%
Diversified FMCG	4.49%
Construction	4.01%
Pharmaceuticals & Biotechnology	3.23%
Power	3.02%
Others	21.06%
Grand Total	100.00%

Industry classification as per AMFI as on 30th March, 2026

Data as on 31st March 2026


Product Label (As on 31st March 2026):


<p>Angel One Nifty 50 Index Fund (An open-ended scheme replicating/ tracking Nifty 50 Index)</p> <p>This product is suitable for investors who are seeking*:</p> <ul style="list-style-type: none"> ▶ Long term capital growth ▶ Investment in equity and equity related securities constituting Nifty 50 Index 	<p>Angel One Nifty 50 Index Fund</p>  <p>The risk of the scheme is Very High</p>	<p>AMFI Benchmark - Nifty 50 TRI</p>  <p>The risk of the benchmark is Very High</p>
<p>*Investors should consult their financial advisors if in doubt about whether the product is suitable for them</p>		

Angel One Nifty Total Market Momentum Quality 50 Index Fund

(An open-ended scheme replicating/ tracking Nifty Total Market Momentum Quality 50 Index)

Fund Snapshot

 **Inception Date**
21st November 2025


 **Benchmark Index**
Nifty Total Market Momentum Quality 50 TRI (Total Return Index)

 **NAV**
(as on 31st March, 2026)

Direct Plan (Growth Option):
Rs.8.7570/- per unit


Regular Plan (Growth Option):
Rs.8.7350/- per unit

Key Metrics


 **Assets Under Management (AUM)**
(as on 31st March, 2026)

Monthly Average AUM: Rs.31.12 crs.

Month End AUM: Rs.30.08 crs.

 **Annualised Tracking Error**
(as on 30th March, 2026)

Direct Plan: 0.32% | Regular Plan: 0.32%

 **Total Expense Ratio** (incl. GST)
(as on 31st March, 2026)

Direct Plan: 0.34% | Regular Plan: 1.04%

 **Load Structure**

Entry Load: NA | Exit Load: Nil

Investment Objective

The investment objective of the Scheme is to replicate Nifty Total Market Momentum Quality 50 Index with an aim to provide returns before expenses, that track the total return of Nifty Total Market Momentum Quality 50 Index, subject to tracking errors. However, there can be no assurance or guarantee that the investment objective of the Scheme will be achieved.

Investment Options


Lumpsum


Minimum Investment Amount: Rs.1000/- and in multiples of Re.1/- thereafter
Additional Investment Amount: Rs.1000/- and in multiples of Re.1/- thereafter

Systematic Investment Plan (SIP)

SIP Frequency	Minimum Amount (Below amount & in multiples of Re.1 thereafter)	Minimum Instalment
Daily	Rs. 250/-	30
Weekly	Rs. 500/-	12
Fortnightly	Rs. 500/-	12
Monthly	Rs. 1,000/-	12
Quarterly	Rs. 3,000/-	4

Fund Manager Details

 **Mr. Mehul Dama**
Overall Experience: 19 years
(managing scheme since November 2025)

 **Mr. Kewal Shah**
Overall Experience: 10 years
(managing scheme since November 2025)

Angel One Nifty Total Market Momentum Quality 50 Index Fund

(An open-ended scheme replicating/ tracking Nifty Total Market Momentum Quality 50 Index)

Top 10 Holdings

Particulars	Weightage
BSE Ltd	5.51%
Bharat Electronics Limited	5.47%
Multi Commodity Exchange of India Ltd.	5.29%
Cummins India Limited	5.08%
Eicher Motors Limited	4.89%
Britannia Industries Limited	4.89%
Hero MotoCorp Limited	4.89%
Bajaj Finance Limited	4.36%
Asian Paints Limited	4.29%
Maruti Suzuki India Limited	4.03%
Others	51.18%
Total Equity & Equity Related Holdings	99.88%
Short Term Debt & Net Current Assets	0.12%
Grand Total	100.00%

Top 10 Industry Allocation

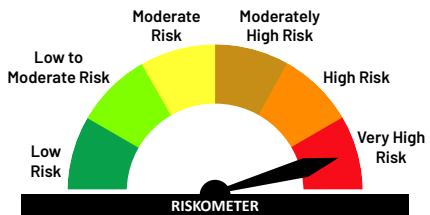
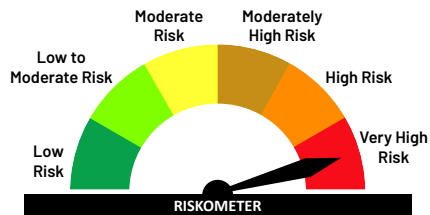
Industry	Weightage
Capital Markets	17.00%
Automobiles	14.77%
Finance	8.62%
Industrial Products	7.75%
Electrical Equipment	6.54%
Banks	6.05%
Aerospace & Defense	5.83%
Food Products	5.14%
IT - Software	5.14%
Pharmaceuticals & Biotechnology	4.38%
Others	18.78%
Grand Total	100.00%

Industry classification as per AMFI as on 30th March, 2026

Data as on 31st March 2026

Note: Angel One Nifty Total Market Momentum Quality 50 Index Fund was launched on 21st November 2025 and has not completed six months since inception as on 30th March 2026. Hence, performance of the scheme is not provided.


Product Label (As on 31st March 2026):


<p>Angel One Nifty Total Market Momentum Quality 50 Index Fund (An open-ended scheme replicating/ tracking Nifty Total Market Momentum Quality 50 Index)</p>	<p>Angel One Nifty Total Market Momentum Quality 50 Index Fund</p>  <p>The risk of the scheme is Very High</p>	<p>AMFI Benchmark - Nifty Total Market Momentum Quality 50 TRI</p>  <p>The risk of the benchmark is Very High</p>
<p>This product is suitable for investors who are seeking*:</p> <ul style="list-style-type: none"> ▶ Long term capital growth ▶ Investment in equity and equity related securities constituting Nifty Total Market Momentum Quality 50 Index 		
<p>*Investors should consult their financial advisors if in doubt about whether the product is suitable for them</p>		

Angel One Gold ETF FOF

(An open-ended fund of fund scheme investing in units of Angel One Gold ETF)

Fund Snapshot

 **Inception Date**
10th September 2025

 **Benchmark**
Domestic price of Gold

 **NAV**
(as on 31st March, 2026)


Direct Plan (Growth Option):
Rs.13.2566/- per unit


Regular Plan (Growth Option):
Rs.13.2198/- per unit

Investment Objective


The investment objective of the Scheme is to seek to generate returns by investing in units of Angel One Gold ETF. However, there can be no assurance or guarantee that the investment objective of the Scheme will be achieved.

Fund Manager Details

 **Mr. Mehul Dama**
Overall Experience: 19 years
(managing scheme since September 2025)


 **Mr. Kewal Shah**
Overall Experience: 10 years
(managing scheme since September 2025)

Key Metrics

 **Assets Under Management (AUM)**
(as on 31st March, 2026)


Monthly Average AUM: Rs.30.93 crs.

Month End AUM: Rs.29.91 crs.

 **Total Expense Ratio** (incl. GST)
(as on 31st March, 2026)

Direct Plan: 0.18% | Regular Plan: 0.68%

(Investors will bear the recurring expenses of the underlying fund (viz. Angel One Gold ETF) in addition to the recurring expenses charged by the Scheme)

 **Load Structure**
Entry Load: NA | Exit Load: Nil

Investment Options

Lumpsum

Minimum Investment Amount: Rs.500/- and in multiples of Re.1/- thereafter
Additional Investment Amount: Rs.500/- and in multiples of Re.1/- thereafter

Systematic Investment Plan (SIP)

SIP Frequency	Minimum Amount (Below amount & in multiples of Re.1 thereafter)	Minimum Instalment
Daily	Rs. 250/-	30
Weekly	Rs. 500/-	12
Fortnightly	Rs. 500/-	12
Monthly	Rs. 500/-	12
Quarterly	Rs. 1,500/-	4

Angel One Gold ETF FOF

(An open-ended fund of fund scheme investing in units of Angel One Gold ETF)

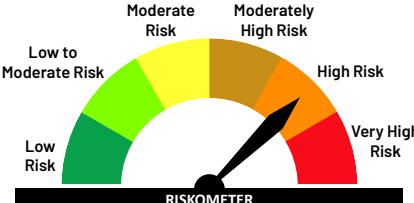
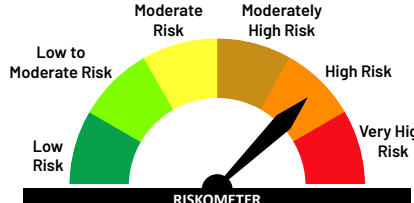


Portfolio

Particulars	Weightage
Angel One Gold ETF	99.69%
Short Term Debt (TREPS)	0.59%
Net Current Assets	-0.28%
Grand Total	100.00%

Data as on 31st March 2026

Product Label (As on 31st March 2026):

<p>Angel One Gold ETF FOF</p> <p>The investment objective of the Scheme is to seek to generate returns by investing in units of Angel One Gold ETF. However, there can be no assurance or guarantee that the investment objective of the Scheme will be achieved.</p>	<p style="text-align: center;">Angel One Gold ETF FOF</p>  <p style="text-align: center;">The risk of the scheme is High</p>	<p style="text-align: center;">AMFI Tier I Benchmark - Domestic Price of Gold</p>  <p style="text-align: center;">The risk of the benchmark is High</p>
--	--	---

Angel One Silver ETF FOF

(An open-ended fund of fund scheme investing in units of Angel One Silver ETF)

Fund Snapshot



Inception Date
2nd March 2026



Benchmark
Domestic Price of Silver



NAV
(as on 31st March, 2026)

Direct Plan (Growth Option):
Rs.7.9109/- per unit

Regular Plan (Growth Option):
Rs.7.9076/- per unit

Investment Objective

The investment objective of the Scheme is to seek to generate returns by investing in units of Angel One Silver ETF. However, there can be no assurance or guarantee that the investment objective of the Scheme will be achieved.

Fund Manager Details



Mr. Mehul Dama
Overall Experience: 19 years
(managing scheme since March 2026)



Mr. Kewal Shah
Overall Experience: 10 years
(managing scheme since March 2026)

Key Metrics



Assets Under Management (AUM)
(as on 31st March, 2026)

Monthly Average AUM: Rs.9.32 crs.

Month End AUM: Rs.9.11 crs.



Total Expense Ratio (incl. GST)
(as on 31st March, 2026)

Direct Plan: 0.18% | Regular Plan: 0.68%

(Investors will bear the recurring expenses of the underlying fund (viz. Angel One Silver ETF) in addition to the recurring expenses charged by the Scheme)



Load Structure

Entry Load: NA | Exit Load: Nil

Investment Options

Lumpsum

Minimum Investment Amount: Rs.500/- and in multiples of Re.1/- thereafter
Additional Investment Amount: Rs.500/- and in multiples of Re.1/- thereafter

Systematic Investment Plan (SIP)

SIP Frequency	Minimum Amount (Below amount & in multiples of Re.1 thereafter)	Minimum Instalment
Daily	Rs. 250/-	30
Weekly	Rs. 500/-	12
Fortnightly	Rs. 500/-	12
Monthly	Rs. 500/-	12
Quarterly	Rs. 1,500/-	4

Angel One Silver ETF FOF

(An open-ended fund of fund scheme investing in units of Angel One Silver ETF)



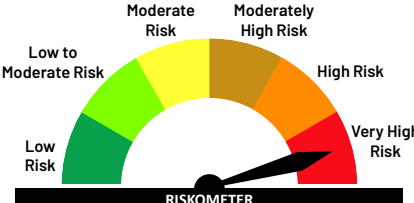
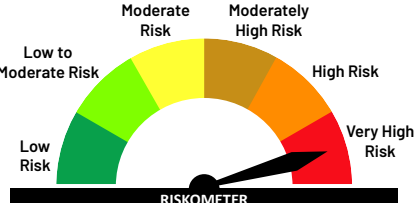
Portfolio

Particulars	Weightage
Angel One Silver ETF	99.41%
Short Term Debt (TREPS)	1.33%
Net Current Assets	-0.74%
Grand Total	100.00%

Data as on 31st March 2026

Note: Angel One Silver ETF was launched on 2nd March 2026 and has not completed six months since inception as on 30th March 2026. Hence, performance of the scheme is not provided.

Product Label (As on 31st March 2026):

<p>Angel One Silver ETF FOF</p> <p>The investment objective of the Scheme is to seek to generate returns by investing in units of Angel One Silver ETF. However, there can be no assurance or guarantee that the investment objective of the Scheme will be achieved.</p>	<p style="text-align: center;">Angel One Silver ETF FOF</p>  <p style="text-align: center;">The risk of the scheme is Very High</p>	<p style="text-align: center;">AMFI Tier I Benchmark - Domestic Price of Silver</p>  <p style="text-align: center;">The risk of the benchmark is Very High</p>
--	---	--

Performance of the schemes

(as on 30th March, 2026)

Performance is provided for those schemes which have completed 6 months since inception

Angel One Nifty Total Market ETF (NSE SYMBOL: AONETOTAL)

Particulars	1 Year	Since Inception
	Compound Annual Growth Rate (%)	
Angel One Nifty Total Market ETF	-3.31%	3.40%
B: Nifty Total Market TRI	-3.07%	3.69%
AB: Nifty 50 TRI	-3.97%	1.91%
	Value of Rs. 10,000 invested	
	Rs.	Rs.
Angel One Nifty Total Market ETF	9,667	10,368
B: Nifty Total Market TRI	9,691	10,400
AB: Nifty 50 TRI	9,601	10,207

Inception Date: 28th February 2025

Angel One Nifty 50 ETF (NSE SYMBOL: AONENIFTY)

Particulars	6 Months	Since Inception
	Simple Annualised Growth Rate (%)	
Angel One Nifty 50 ETF	-18.22%	-9.81%
B: Nifty 50 TRI	-18.19%	-9.72%
AB: BSE Sensex TRI	-20.47%	-11.92%
	Value of Rs. 10,000 invested	
	Rs.	Rs.
Angel One Nifty 50 ETF	9,097	9,162
B: Nifty 50 TRI	9,098	9,169
AB: BSE Sensex TRI	8,985	8,981

Inception Date: 22nd May 2025

Angel One Nifty 1D Rate Liquid ETF - Growth (NSE SYMBOL: AONELIQUID)

Particulars	7 Days	15 Days	30 Days	6 Months	Since Inception
	Simple Annualised Growth Rate (%)				
Angel One Nifty 1D Rate Liquid ETF - Growth	5.59%	5.24%	4.95%	5.18%	5.23%
B: Nifty 1D Rate Index	5.58%	5.38%	5.14%	5.47%	5.49%
AB: Nifty 1 Year T-bill Index	6.42%	4.80%	4.30%	6.32%	6.37%
	Value of Rs. 10,000 invested				
	Rs.	Rs.	Rs.	Rs.	Rs.
Angel One Nifty 1D Rate Liquid ETF - Growth	10,011	10,022	10,041	10,518	10,532
B: Nifty 1D Rate Index	10,011	10,022	10,042	10,547	10,558
AB: Nifty 1 Year T-bill Index	10,012	10,020	10,035	10,632	10,648

Inception Date: 25th March 2025

Angel One Gold ETF (NSE SYMBOL: AONEGOLD)

Particulars	6 Months	Since Inception
	Compound Annual Growth Rate (%)	
Angel One Gold ETF	53.21%	64.09%
B: Domestic price of Gold	55.11%	67.15%
AB:	NA	NA
	Value of Rs. 10,000 invested	
	Rs.	Rs.
Angel One Gold ETF	12,639	13,617
B: Domestic price of Gold	12,733	13,790
AB:	NA	NA

Inception Date: 5th September 2025

Performance of the schemes

(as on 30th March, 2026)

Performance is provided for those schemes which have completed 6 months since inception

Angel One Nifty Total Market Index Fund - Direct Plan - Growth Option

Particulars	1 Year	Since Inception
	Compound Annual Growth Rate (%)	
Angel One Nifty Total Market Index Fund	-3.35%	3.32%
B: Nifty Total Market TRI	-3.07%	3.69%
AB: Nifty 50 TRI	-3.97%	1.91%
	Value of Rs. 10,000 invested	
	Rs.	Rs.
Angel One Nifty Total Market Index Fund	9,663	10,360
B: Nifty Total Market TRI	9,691	10,400
AB: Nifty 50 TRI	9,601	10,207

Inception Date: 28th February 2025

Angel One Nifty Total Market Index Fund - Regular Plan - Growth Option

Particulars	1 Year	Since Inception
	Compound Annual Growth Rate (%)	
Angel One Nifty Total Market Index Fund	-4.08%	2.55%
B: Nifty Total Market TRI	-3.07%	3.69%
AB: Nifty 50 TRI	-3.97%	1.91%
	Value of Rs. 10,000 invested	
	Rs.	Rs.
Angel One Nifty Total Market Index Fund	9,590	10,276
B: Nifty Total Market TRI	9,691	10,400
AB: Nifty 50 TRI	9,601	10,207

Inception Date: 28th February 2025

Angel One Nifty 50 Index Fund - Direct Plan - Growth Option

Particulars	6 Months	Since Inception
	Simple Annualised Growth Rate (%)	
Angel One Nifty 50 Index Fund	-18.44%	-10.06%
B: Nifty 50 TRI	-18.19%	-9.72%
AB: BSE Sensex TRI	-20.47%	-11.92%
	Value of Rs. 10,000 invested	
	Rs.	Rs.
Angel One Nifty 50 Index Fund	9,086	9,140
B: Nifty 50 TRI	9,098	9,169
AB: BSE Sensex TRI	8,985	8,981

Inception Date: 22nd May 2025

Angel One Nifty 50 Index Fund - Regular Plan - Growth Option

Particulars	6 Months	Since Inception
	Simple Annualised Growth Rate (%)	
Angel One Nifty 50 Index Fund	-18.89%	-10.51%
B: Nifty 50 TRI	-18.19%	-9.72%
AB: BSE Sensex TRI	-20.47%	-11.92%
	Value of Rs. 10,000 invested	
	Rs.	Rs.
Angel One Nifty 50 Index Fund	9,063	9,101
B: Nifty 50 TRI	9,098	9,169
AB: BSE Sensex TRI	8,985	8,981

Inception Date: 22nd May 2025

Angel One Gold ETF FOF - Direct Plan - Growth Option

Particulars	6 Months	Since Inception
	Compound Annual Growth Rate (%)	
Angel One Gold ETF FOF	51.74%	59.14%
B: Domestic price of Gold	55.11%	61.47%
AB:	NA	NA
	Value of Rs. 10,000 invested	
	Rs.	Rs.
Angel One Gold ETF FOF	12,566	13,257
B: Domestic price of Gold	12,733	13,385
AB:	NA	NA

Inception Date: 10th September 2025

Angel One Gold ETF FOF - Regular Plan - Growth Option

Particulars	6 Months	Since Inception
	Simple Annualised Growth Rate (%)	
Angel One Gold ETF FOF	51.12%	58.47%
B: Domestic price of Gold	55.11%	61.47%
AB:	NA	NA
	Value of Rs. 10,000 invested	
	Rs.	Rs.
Angel One Gold ETF FOF	12,535	13,220
B: Domestic price of Gold	12,733	13,385
AB:	NA	NA

Inception Date: 10th September 2025

Source : MFI, NSE Indices | B: Benchmark, AB: Additional Benchmark, TRI: Total Return Index | Data as on 30th March 2026

Scheme's performance provided is computed basis last day of the month-end preceding the date of advertisement. (For Angel One Nifty 1D Rate Liquid ETF - Growth, performance is as on 31st March 2026)

Past performance may or may not be sustained in future and is not a guarantee of any future returns. The same may not necessarily provide the basis for comparison with other investment.

In case, the start / end date of the concerned period is non - business day (NBD), the NAV of the previous date is considered for computation of returns. (Not Applicable for Angel One Nifty 1D Rate Liquid ETF - Growth when NAV for the scheme is published for such non-business day).

Different plans viz. Regular Plan and Direct Plan have a different expense structure. The expenses of the Direct Plan under the Scheme will be lower to the extent of the distribution expenses / commission charged in the Regular Plan.

The scheme is managed by Mr. Mehul Dama and Mr. Kewal Shah since inception. Since Inception Date = Date of First allotment in the Scheme / Plan

Schemes managed by Fund Managers

(as on 31st March, 2026)

Mr. Mehul Dama

Overall Experience: 19 years

Mr. Kewal Shah

Overall Experience: 10 years

Exchange Traded Fund (ETF)

Sr. No.	Scheme Name	Scheme Managed Since
1	Angel One Nifty Total Market ETF	28th February 2025
2	Angel One Nifty 50 ETF	22nd May 2025
3	Angel One Nifty Total Market Momentum Quality 50 ETF	21st November 2025
4	Angel One Nifty 1D Rate Liquid ETF - Growth	25th March 2025
5	Angel One Gold ETF	5th September 2025
6	Angel One Silver ETF	24th February 2026

Index Fund

Sr. No.	Scheme Name	Scheme Managed Since
1	Angel One Nifty Total Market Index Fund	28th February 2025
2	Angel One Nifty 50 Index Fund	22nd May 2025
3	Angel One Nifty Total Market Momentum Quality 50 Index Fund	21st November 2025

Fund Of Fund (FOF)

Sr. No.	Scheme Name	Scheme Managed Since
1	Angel One Gold ETF FOF	10th September 2025
2	Angel One Silver ETF FOF	2nd March 2026

Disclaimers

NSE Indices Limited:

Angel One Nifty Total Market Index Fund

The Angel One Nifty Total Market Index Fund offered by Angel One Asset Management Company Limited or its affiliates is not sponsored, endorsed, sold or promoted by NSE INDICES LTD and its affiliates. NSE INDICES LTD and its affiliates do not make any representation or warranty, express or implied (including warranties of merchantability or fitness for particular purpose or use) to the owners of Angel One Nifty Total Market Index Fund or any member of the public regarding the advisability of investing in securities generally or in the Angel One Nifty Total Market Index Fund linked to Nifty Total Market Index or particularly in the ability of the Nifty Total Market Index to track general stock market performance in India. Please read the full Disclaimers in relation to the Nifty Total Market Index in the Scheme Information Document.

Angel One Nifty 50 Index Fund

The Angel One Nifty 50 Index Fund offered by Angel One Asset Management Company Limited or its affiliates is not sponsored, endorsed, sold or promoted by NSE INDICES LTD and its affiliates. NSE INDICES LTD and its affiliates do not make any representation or warranty, express or implied (including warranties of merchantability or fitness for particular purpose or use) to the owners of Angel One Nifty 50 Index Fund or any member of the public regarding the advisability of investing in securities generally or in the Angel One Nifty 50 Index Fund linked to Nifty 50 Index or particularly in the ability of the Nifty 50 Index to track general stock market performance in India. Please read the full Disclaimers in relation to the Nifty 50 Index in the Scheme Information Document.

Angel One Nifty Total Market Momentum Quality 50 Index Fund

The Angel One Nifty Total Market Momentum Quality 50 Index Fund offered by Angel One Asset Management Company Limited or its affiliates is not sponsored, endorsed, sold or promoted by NSE INDICES LTD and its affiliates. NSE INDICES LTD and its affiliates do not make any representation or warranty, express or implied (including warranties of merchantability or fitness for particular purpose or use) to the owners of Angel One Nifty Total Market Momentum Quality 50 Index Fund or any member of the public regarding the advisability of investing in securities generally or in the Angel One Nifty Total Market Momentum Quality 50 Index Fund linked to Nifty Total Market Momentum Quality 50 Index or particularly in the ability of the Nifty Total Market Momentum Quality 50 Index to track general stock market performance in India. Please read the full Disclaimers in relation to the Nifty Total Market Momentum Quality 50 Index in the Scheme Information Document.

Angel One Nifty Total Market ETF

The Angel One Nifty Total Market ETF offered by Angel One Asset Management Company Limited or its affiliates is not sponsored, endorsed, sold or promoted by NSE INDICES LTD and its affiliates. NSE INDICES LTD and its affiliates do not make any representation or warranty, express or implied (including warranties of merchantability or fitness for particular purpose or use) to the owners of Angel One Nifty Total Market ETF or any member of the public regarding the advisability of investing in securities generally or in the Angel One Nifty Total Market ETF linked to Nifty Total Market Index or particularly in the ability of the Nifty Total Market Index to track general stock market performance in India. Please read the full Disclaimers in relation to the Nifty Total Market Index in the Scheme Information Document.

Angel One Nifty 50 ETF

The Angel One Nifty 50 ETF offered by Angel One Asset Management Company Limited or its affiliates is not sponsored, endorsed, sold or promoted by NSE INDICES LTD and its affiliates. NSE INDICES LTD and its affiliates do not make any representation or warranty, express or implied (including warranties of merchantability or fitness for particular purpose or use) to the owners of Angel One Nifty 50 ETF or any member of the public regarding the advisability of investing in securities generally or in the Angel One Nifty 50 ETF linked to Nifty 50 Index or particularly in the ability of the Nifty 50 Index to track general stock market performance in India. Please read the full Disclaimers in relation to the Nifty 50 Index in the Scheme Information Document.

Angel One Nifty Total Market Momentum Quality 50 ETF

The Angel One Nifty Total Market Momentum Quality 50 ETF offered by Angel One Asset Management Company Limited or its affiliates is not sponsored, endorsed, sold or promoted by NSE INDICES LTD and its affiliates. NSE INDICES LTD and its affiliates do not make any representation or warranty, express or implied (including warranties of merchantability or fitness for particular purpose or use) to the owners of Angel One Nifty Total Market Momentum Quality 50 ETF or any member of the public regarding the advisability of investing in securities generally or in the Angel One Nifty Total Market Momentum Quality 50 ETF linked to Nifty Total Market Momentum Quality 50 Index or particularly in the ability of the Nifty Total Market Momentum Quality 50 Index to track general stock market performance in India. Please read the full Disclaimers in relation to the Nifty Total Market Momentum Quality 50 Index in the Scheme Information Document.

Angel One Nifty 1D Rate Liquid ETF - Growth

The Angel One Nifty 1D Rate Liquid ETF - Growth offered by Angel One Asset Management Company Limited or its affiliates is not sponsored, endorsed, sold or promoted by NSE INDICES LTD and its affiliates. NSE INDICES LTD and its affiliates do not make any representation or warranty, express or implied (including warranties of merchantability or fitness for particular purpose or use) to the owners of Angel One Nifty 1D Rate Liquid ETF - Growth or any member of the public regarding the advisability of investing in securities generally or in the Angel One Nifty 1D Rate Liquid ETF - Growth linked to Nifty 1D Rate Index or particularly in the ability of the Nifty 1D Rate Index to track general stock market performance in India. Please read the full Disclaimers in relation to the Nifty 1D Rate Index in the Scheme Information Document.

NSE Limited (Applicable to Angel One Nifty Total Market ETF, Angel One Nifty 50 ETF, Angel One Gold ETF, Angel One Nifty 1D Rate Liquid ETF - Growth, Angel One Nifty Total Market Momentum Quality 50 ETF, Angel One Silver ETF):

It is to be distinctly understood that the permission given by NSE should not in any way be deemed or construed that the Scheme Information Document has been cleared or approved by NSE nor does it certify the correctness or completeness of any of the contents of the Draft Scheme Information Document. The investors are advised to refer to the Scheme Information Document for the full text of the 'Disclaimer Clause of NSE'.

Please refer to the scheme related documents (viz. SAI/SID/KIM) for further details on investment objective, asset allocation pattern, risk factors, etc.



Angel One Asset Management Company Limited

CIN:U66301MH2023PLC402297

G1, Ground Floor, Ackruti Trade Centre, Road No. 7, Kondivita,
MIDC, Andheri East, Mumbai – 400 093.

CONNECT WITH US



www.angelonemf.com



[/company/angelonemutualfund](https://www.linkedin.com/company/angelonemutualfund)



[/AngelOneMF](https://twitter.com/AngelOneMF)



[@AngelOneMutualFund](https://www.youtube.com/@AngelOneMutualFund)



[/AngelOneMutualFund](https://www.facebook.com/AngelOneMutualFund)

**Mutual Fund investments are subject to market risks,
read all scheme related documents carefully.**